

# UNIQUE

ENGINEERING TOOLS

PRODUCT CATALOGUE



Quality is the Ultimate Economy

Quality is the Ultimate Economy



## PREFACE

Dear **UNIQUE** Friends,

**UNIQUE** a name founded way back in 1976, has grown from a small family run company to one of the Country's leading manufacturer of various type of Vices, Machine Tool accessories, Engineering Tools, Work shop tools, Threading and Cutting Tools under the brand names:


**UNIQUE**, **ALPS** and **MATCHWELL (MW)**.

*The Secret of Co's success is the uncompromising business standards of it's management, the company's unrelenting focus on quality and your kind patronage.*

*We have big share of **INDIAN** market and Exporting **UNIQUE** products to several countries all over the world successfully.*

*Now I feel pleasure in presenting this Catalogue, which shall help you to boost **UNIQUE** Sales for mutual benefits.*

With Best Regards,



(K. K. AHLUWALIA)

### **GUARANTEE**

**UNIQUE** Products are Guaranteed against any material and Manufacturing defect. This guarantee does not apply to the products which have been altered or misused.

### **IMPORTANT NOTE:**

Due to continuous development programs the design and specifications are subjected to change without prior notice.

Quality is the Ultimate Economy



CODE NO. 101 UTW  
 'UNITORQ' ADJUSTABLE CLICK TYPE  
 TORQUE WRENCHES "UTW" SERIES

NON- RATCHETING	TORQUE RANGE				SQ. DRIVE	OAL mm	Wt. Kg (approx.)
	lb.ft.	lb.in	Kgfm.	Nm			
UTW-100	2-8	20-100	0.3-1.2	2.5-11	3/8"	318.0	0.80
UTW-300	4-24	40-300	0.5-3.4	5-33	3/8"	422.0	0.75
UTW-600	10-50	100-600	1.2-7	12-68	1/2"	476.0	1.10
UTW-1200	20-100	200-1200	3-14	25-135	1/2"	546.0	1.70
UTW-2000	40-160	400-2000	5-23	50-225	1/2"	597.0	2.50
UTW-3000	50-250	600-3000	7-35	70-330	1/2"	825.0	3.20
UTW-5000	100-410	1200-5000	14-57	140-560	3/4"	1130.0	6.70
UTW-7200	150-600	1800-7200	20-82	200-810	3/4"	1181.0	7.10
UTW-8400	350-700	4200-8400	49-95	480-940	3/4"	1397.0	13.0
UTW-8400A	350-700	4200-8400	49-95	480-940	1"	1397.0	13.0
UTW-12300	500-1000	6000-12300	70-140	700-1000	1"	1505.0	13.5
UTW-15300	750-1400	9000-15300	105-195	1015-1890	1"	1505.0	13.5



CODE NO. 101 UTR  
 'UNITORQ' ADJUSTABLE CLICK TYPE  
 TORQUE WRENCHES "UTR" SERIES

RATCHET MODEL	TORQUE RANGE				SQ. DRIVE	OAL mm	Wt. Kg (approx.)
	lb.ft.	lb.in	Kgfm.	Nm.			
UTR-100	2-8	20-100	0.3-1.2	2.5-11	1/4"	318.0	0.70
UTR-300	4-24	40-300	0.5-3.4	5-33	1/4"	422.0	0.85
UTR-600	10-50	100-600	1.2-7	12-68	3/8"	476.0	1.20
UTR-1200	20-100	200-1200	3-14	25-135	1/2"	546.0	2.00
UTR-2000	40-160	400-2000	5-23	50-225	1/2"	610.0	3.00
UTR-3000	50-250	600-3000	7-35	70-330	1/2"	845.0	4.00
UTR-5000	100-410	1200-5000	14-57	140-560	3/4"	1130.0	7.20
UTR-7200	150-600	1800-7200	20-82	200-810	3/4"	1281.0	7.50
UTR-8400	350-700	4200-8400	49-95	480-940	3/4"	1397.0	13.3
UTR-8400A	350-700	4200-8400	49-95	480-940	1"	1397.0	13.3
UTR-12300	500-1000	6000-12300	70-140	700-1000	1"	1505.0	14.0
UTR-15300	750-1400	9000-15300	105-195	1015-1890	1"	1505.0	14.0

UNITORQ WRENCHES ACCURACY ± 4% ASSURED

CODE NO. 101 UTM  
 'UNITORQ' HAND TORQUE MULTIPLIERS  
 UTM/UTMH SERIES

MODEL NO	TORQUE CAPACITY	BOX CAPACITY	PIC. OR	MALE INPUT SQ. IN.	FEMALE OUTPUT SQ. IN.	RECORD TORQUE WRENCH			
Plate Type	Handle Type	lb.ft.	Kgfm.	lb.in.	Nm.				
UTM-1	UTMH-1	1250	170	1.18	28	5	1/2	3/4	TQTR-3000
UTM-2	UTMH-2	1250	170	1.18	28	5	3/4	1	TQTR-3000
UTM-2/25	UTMH-2/25	1250	170	1.18	28	25	1/2	1	TQTR-1200
UTM-5	UTMH-5	2000	275	1.36	35	5	3/4	1	TQTR-5000
UTM-5/25	UTMH-5/25	2000	275	1.36	35	25	1/2	1	TQTR-1200
UTM-6	-	2500	345	1.12	38	5	3/4	1 1/2	TQTR-7200
UTM-6/25	-	2500	345	1.12	38	25	1/2	1 1/2	TQTR-1200
UTM-7	-	4500	622	2.12	62	5	3/4	1 1/2	TQTR-1500
UTM-7/25	-	4500	622	2.12	62	25	3/4	1 1/2	TQTR-3000
UTM-7/25SD	-	4500	622	2.12	62	25	3/4	1 1/2	TQTR-3000
UTM-7/125	-	4500	622	2.12	62	125	1/2	1 1/2	TQTR-600
UTM-7/125SD	-	4500	622	2.12	62	125	1/2	1 1/2	TQTR-600
UTM-9/25	-	7000	968	3.0	75	25	3/4	1 1/2	TQTR-7200
UTM-9/125	-	7000	968	3.0	75	125	1/2	1 1/2	TQTR-1200
UTM-11/25	-	12500	1734	3.12	89	25	3/4	2 1/2	TQTR-12300
UTM-11/125	-	12500	1734	3.12	89	125	1/2	2 1/2	TQTR-2000
UTM-13/125	-	35000	4845	4.12	114	125	3/4	2 1/2	TQTR-5000

NOTE: (\*) are fitted with anti-wind-up ratchet mechanism.





CODE NO. 1001 | ITW

'UNITORQ' 'i-Torque' Wrench Ratchet Type

Model	Square Drive	Range N.M.	Least Count	Range Lbf.Ft	Least Count	Range kgf.mts	Least Count	Range Lbf.ins	Least Count	QAL at minimum capacity	Weight Approx. (Kg.)
U-115i	1/4", 3/8"	01-20	0.5	0.7-15	0.5	0.1-2.0	0.05	10-180	05	260mm	0.50
U-140i	3/8", 1/2"	08-50	01	06-40	01	0.8-5.0	0.10	70-480	15	310mm	0.60
U-185i	3/8", 1/2"	20-115	2.5	15-85	02	2.0-12	0.25	200-1000	50	480mm	1.00
U-1125i	1/2"	30-170	05	20-125	2.5	3.0-17	0.50	250-1500	50	530mm	1.10
U-1185i	1/2"	50-250	10	40-185	05	5.0-25	10	450-2200	50	630mm	1.40
U-1250i	1/2"	60-340	10	45-250	05	6.0-35	10	550-3000	50	680mm	1.60
U-1300i	1/2", 3/4"	80-400	10	60-300	05	8.0-40	10	750-3600	50	680mm	1.80



CODE NO. 1002 | ITW

'UNITORQ' 'i-Torque' Wrench Plain Type

Model	Square Drive	Range N.M.	Least Count	Range Lbf.Ft	Least Count	Range kgf.mts	Least Count	Range Lbf.ins	Least Count	QAL at minimum capacity	Weight Approx. (Kg.)
U-115i	1/4", 3/8"	01-20	0.5	0.7-15	0.5	0.1-2.0	0.05	10-180	05	260mm	0.50
U-140i	3/8", 1/2"	08-50	01	06-40	01	0.8-5.0	0.10	70-480	15	310mm	0.60
U-185i	3/8", 1/2"	20-115	2.5	15-85	02	2.0-12	0.25	200-1000	50	470mm	0.85
U-1125i	1/2"	30-170	05	20-125	2.5	3.0-17	0.50	250-1500	50	520mm	0.95
U-1185i	1/2"	50-250	10	40-185	05	5.0-25	10	450-2200	50	620mm	1.10
U-1250i	1/2"	60-340	10	45-250	05	6.0-35	10	550-3000	50	670mm	1.30
U-1300i	1/2", 3/4"	80-400	10	60-300	05	8.0-40	10	750-3600	50	670mm	1.60



Code U 102  
UNIQUE TURNING TOOL HOLDER (American Pattern)

Code No.	Size of Holder (in inches)	Size of Tool Bit (in inches)
102-1	5/16 x1/2x4	1/8
102-2	5/16x3/4x4.1/4	3/16
102-3	3/8x7/8x5	1/4
102-4	1/2x1.1/8x6	5/8
102-5	5/8x1.1/8x7	3/8
102-6	3/4x1.5/8x8	7/16
102-7	7/8x1.3/4x9	1/2
102-8	1x2x11	5/8
102-9	1.1/4x2.1/4x13	3/4
102-10	1.1/2x2.1/2x16	7/8

Supplied Without Tool Bits  
Left & Right Shapes Are Also Available

Code U 103  
UNIQUE TURNING TOOL HOLDER (English Pattern)

Code No.	Size of Holder (in inches)	Size of Tool Bit (in inches)
103-1	1/2x5/8x4	1/8
103-2	1/2x9/16x4.1/2	3/16
103-3	5/8x3/4x7.1/2	1/4
103-4	3/4x7/8x8.1/2	5/16
103-5	7/8x1x9.1/2	3/8
103-6	7/8x1.1/8x10	7/16
103-7	1.1/8x1.1/4x11.1/2	1/2

Supplied Without Tool Bits  
Left & Right Shapes Are Also Available

Code U 104  
UNIQUE TURNING TOOL HOLDER (Adjustable)

Code No.	CAPACITY (in inches)	OVERALL LENGTH (in inches)
104-1	3/16 to 1/4	5
104-2	1/4 to 5/16	5.1/2
104-3	5/16 to 3/8	6
104-4	3/8 to 1/2	8

Supplied Without Tool Bits

Code U 105  
UNIQUE CUTTING OFF & SIDE TOOL HOLDERS (J & S Pattern)

Code No.	Size of Holder (in inches)	Cut of Blade (in inches)
105-1	5/16X9/16X3.1/2	1/16x5/16
105-2	5/16X3/4X4.1/2	3/32x1/2
105-3	3/8X7/8X5	3/32x5/8
105-4	1/2X1.1/8X6	1/8x3/4
105-5	5/8X1.3/8X7	1/8x7/8
105-6	3/4X1.5/8X8	3/16x1
105-7	7/8X1.3/4X9	3/16x1.1/8
105-8	1x2x10	1/4x1.1/4
105-9	1.1/4x2.1/4x11	1/4x1.3/8

Supplied Without Blades  
Left & Right Shapes Are Also Available



Code U 106  
UNIQUE CUTTING OFF PARTING  
TOOL HOLDER (Eclipse Type)

Code No.	Size of Holder (in inches)	Blade Holder Size (in inches)
106-1	1/2x1.1/8x6	1/2-5/8
106-2	5/8x1-3/8x7	3/4-7/8
106-3	3/4x1.3/4x7.1/2	1-1-1/8

Supplied Without Tool Bits



UTH 107  
UNIQUE PARTING OFF TOOL HOLDERS  
(Tee Type)

Code No.	Capacity (in inches)
107-1	3/32x1/2
107-2	3/32x5/8
107-3	1/8x3/4
107-4	1/8x7/8
107-5	3/16x1

Supplied Without Cut of Blades



UKH 108  
UNIQUE KNURLING TOOL HOLDERS  
WITH HIGH SPEED STEEL KNURLS

Code No.	Size Of Holder (in inches)	Knurls Dia (in inches)	No. of Knurls
108-1	1/2x1/2x4	3/8x14x14 (1019)	1
108-2	5/16x3/4x5	5/8x3/16x7/32 (1755)	2
108-3	3/8x7/8x5 1/2	5/8x3/16x7/32 (1756)	2
108-4	1/2x1.1/8x6.1/2	3/4x3/8x14 (1757)	2
108-5	5/8x1.3/8x7.1/2	3/4x3/8x14 (1758)	2
108-6	5/16x3/4x5	5/8x5/16x7/32x(1112)	6
108-7	3/8x7/8x5 1/2	5/8x5/16x7/32x(1113)	6
108-8	1/2x1.1/8x6.1/2	3/4x3/8x14 (1114)	6
108-9	5/8x1.3/8x7.1/2	3/4x3/8x14 (1115)	6
108-10	1/2x7/8x6.1/2	3/4x3/8x14 (1116)	6
108-11	1/2x1/2x4.1/2	3/4x3/8x14 (1017)	2



Code U 109  
UNIQUE KNURLS SPARES (H.S.S.)

Code No.	Dia (in inches)	Width (in inches)	Bore (in inches)
109-1	5/8	5/16	7/32
109-2	3/4	3/8	1/4
109-3	1	3/8	5/16

All Shapes & Style Available



### CARBIDE BRAZED TURNING TOOLS



Code No. U 1003  
ISO 9 BORING TOOL

Code No.	Size of Shanks		Length mm
	Inches	mm	
1003-1	5/16x5/16	8x8	125
1003-2	3/8x3/8	10x10	150
1003-3	1/2x1/2	12x12	180
1003-4	5/8x5/8	16x16	210
1003-5	3/4x3/4	20x20	250
1003-6	1x1	25x25	300



Code No. U 1004  
113 ROUND FACING TOOL

Code No.	Size of Shanks		Length mm
	Inches	mm	
1004-1	3/8x3/8	10x10	90
1004-2	1/2x1/2	12x12	100
1004-3	5/8x5/8	16x16	110
1004-4	3/4x3/4	20x20	125
1004-5	1x1	25x25	140



Code No. U 1005  
ISO 7 PARTING TOOL

Code No.	Size of Shanks		Length mm
	Inches	mm	
1005-1	3/8x3/8	10x10	90
1005-2	1/2x1/2	12x12	100
1005-3	5/8x5/8	16x16	110
1005-4	3/4x3/4	20x20	125
1005-5	1x1	25x25	140



Code No. U 1006  
ISO 5R RIGHT HAND FACING TOOL

Code No.	Size of Shanks		Length mm
	Inches	mm	
1006-1	3/8x3/8	10x10	90
1006-2	1/2x1/2	12x12	100
1006-3	5/8x5/8	16x16	110
1006-4	3/4x3/4	20x20	125
1006-5	1x1	25x25	140



Code No. U 1007  
163 ROUGHING TOOL

Code No.	Size of Shanks		Length mm
	Inches	mm	
1007-1	3/8x3/8	10x10	90
1007-2	1/2x1/2	12x12	100
1007-3	5/8x5/8	16x16	110
1007-4	3/4x3/4	20x20	125
1007-5	1x1	25x25	140



Code No. U 1008  
ISO 6R RIGHT HAND BAR TURNING TOOL

Code No.	Size of Shanks		Length mm
	Inches	mm	
1008-1	3/8x3/8	10x10	90
1008-2	1/2x1/2	12x12	100
1008-3	5/8x5/8	16x16	110
1008-4	3/4x3/4	20x20	125
1008-5	1x1	25x25	140



Code U 110  
UNIQUE DOUBLE ENDED ONE PIECE  
BORING BAR WITH HOLDER

Code No.	Size of Bar (in Inches)	Size of Block (in Inches)	Suitable for Sq. Bit Size (Inches)
110-1	3/8x4.1/2	1/2x2.1/4	1/8
110-2	7/16x5.1/2	1/2x2.1/2	3/16
110-3	9/16x6.3/4	5/8x3	1/4
110-4	3/4x9	7/8x3.3/4	5/16
110-5	1.5/16x11.1/4	1.1/4x4.1/2	3/8
110-6	1.1/8x12.3/4	1.3/8x4.1/2	7/16
110-7	1.5/16x15.3/4	1.5/8x5	1/2

Supplied Without Tool Bit



Code U 111  
UNIQUE ENGINEER'S STEEL SQUARE

Code No.	Size (In Inches)
111-1	2
111-2	3
111-3	4
111-4	6
111-5	8
111-6	9
111-7	10
111-8	12
111-9	18
111-10	24
111-11	36
111-12	42
111-13	48



UES 112  
UNIQUE CARPENTER TRY SQUARE

Stainless Steel Blades Both Side Graduated	
Code No.	Size In Inches
112-1	6
112-2	8
112-3	10
112-4	12
112-5	18
112-6	24
Stainless Steel Blades Single Side Graduated	
112-1 S	6
112-2 S	8
112-3 S	10
112-4 S	12
112-5 S	18
112-6 S	24



Code U 113A  
UNIQUE TOOL MAKER'S ADJUSTABLE  
SQUARE

Code No.	SIZE	
	MM	INCHES
113A-1	100	4





114-4

114-3

114-2

114-1

Code U 114  
**UNIQUE DIAL COMPRA TOR STANDS**  
 FINE ADJUSTMENT

Code No.	Description	Measuring Range (in mm)	Fine Adjustment (in inches)
114-1	ROUND FLAT	11	1/8
114-2	ROUND SERRATED	11	1/8
114-3	SQUARE FLAT	11	1/8
114-4	SQUARE SERRATED	11	1/8

Supplied Without Gauge



Code U 1009  
**GRANITE COMPARATOR STAND**

Code No.	Gaging Bracket	Reference Surface (in mm)	Measuring Height (in mm)	Throat Depth (in mm)	Post Diameter (in mm)
1009 U-1	Plain	150x100	100	65	25
1009 U-2	Fine Adj	150x100	100	65	25
1009 U-3	Plain	250x150	150	150	25
1009 U-4	Double Shaft	250x150	150	170	25
1009 U-5	Fine Adj.	250x150	150	95	25
1009 U-6	Plain	300x200	200	150	28
1009 U-7	Double Shaft	300x200	200	220	28
1009 U-8	Fine Adj.	300x200	200	125	28
1009 U-9	Plain	300x300	250	150	28
1009 U-10	Double Shaft	300x300	250	220	28
1009 U-11	Fine Adj.	300x300	250	125	28

Supplied Without Gauge



Code U 1010  
**CAST IRON COMPARATOR STAND**

Code No.	Gaging Bracket	Reference Surface (in mm)	Measuring Height (in mm)	Throat Depth (in mm)	Post Diameter (in)
1010 U-12	Plain	60	100	65	25
1010 U-13	Fine Adj.	60	100	65	25
1010 U-14	Plain	Serrated 100 x 125	150	95	25
1010 U-15	Double Shaft	Serrated 100 x 125	150	150	25
1010 U-16	Fine Adj.	Serrated 100 x 125	150	95	25
1010 U-17	Plain	225 x 150	200	150	28
1010 U-18	Fine Adj.	225 x 150	200	125	28
1010 U-19	Plain	300 x 300	250	150	28
1010 U-20	Double Shaft	300 x 300	250	220	28
1010 U-21	Fine Adj.	300 x 300	250	125	28

Supplied Without Gauge



Code U 115  
**UNIQUE MICROMETER STAND**

Code No.	Diameter of Base	Holding Capacity (in Inches)
115	4.3/8	9/16

Supplied Without Micrometer



Code U 117

### UNIQUE MAGNETIC VEE BLOCKS

Code No.	Size of Vee Block LxWxH (MM)	Holding Capacity (in mm)
117-1	63x63x50	38
117-2	80x60x65	45
117-3	100x95x75	48
117-4	150x100x75	62

Supplied Single Pc. & as Pair  
Supplied in Wooden Box



Code U 118

### UNIQUE POT MAGNETS

Code No.	Size (in Inches)
118-1	5/8x11/16
118-2	3/4x13/16
118-3	1x1.1/16
118-4	1.3/16x1.3/8

### UNIQUE SHALLOW MAGNETS

118-5	3-1/8
118-6	2-3/4

Supplied with Plated Keeper



Code U 116

### UNIQUE MAGNETIC BASE

Code No.	Model	Magnetic Pull (in Kgs.)	Height
116-1	7010 ON/OFF Switch	30-35 Kg.	9-1/4

Supplied Without Gauge



Code U 116 G

### UNIQUE MAGNETIC BASE WITH GAUGE

Code No.	Model	Magnetic Pull (in Kgs.)	Height
116 G-2	7010 ON/OFF Switch	30-35 Kg.	9-1/4

Supplied With Gauge





Code U 119

### UNIQUE STEEL V BLOCKS & CLAMPS

Code No.	Size (in inches)	V Capacity
119-1	1.1/4x1.1/4x1.5/8	1
119-2	1.3/8x1.5/8x1.3/4	1
119-3	1.1/2x1.1/2x2	1.1/2
119-4	1.5/8x1.3/4x2.3/4	1.1/2
119-5	1.3/4x2.1/2x2.3/4	1.1/2
119-6	2.3/4x3.1/2x4.7/8	2.1/8
119-7	2x1.5/8x2	1.1/4
119-8	2.1/8x2.1/8x3	2
119-9	3x3x4	2.3/4
119-10	2.1/2x2x2	2
119-11	3.1/8x2.1/2x2.1/2	2.1/2

UVB U 120

### UNIQUE VEE BLOCKS (CAST IRON) (SUPPLIED IN MATCHED PAIR)



Code No.	No.	Dimensions of Blocks LengthxWidthxHeight Inches	mm	Clamping Capacity Inches	mm
120-1	U 230	2x1.1/2x1.1/2	50x38x38	1.1/2	38
120-1	U230B	3x1.1/2x1.1/2	75x38x38	1.1/2	38
120-1	U 221A	3x2x2	75x50x50	2.1/2	63
120-1	U221C	3x2.1/2x2.1/2	75x63x63	2.1/2	63
120-1	U222	4x3x1.1/2	100x75x38	3.1/2	88
120-1	U222A	4x2.1/2x2.1/2	100x63x63	3.1/2	88
120-1	U222B	4x3x3	100x75x75	3.1/2	88
120-1	U222D	4x3.1/2x3.1/2	100x88x88	3.1/2	88
120-1	U223	5x3.1/2x1.3/4	125x88x44	4.1/4	108
120-1	U223A	5x3x3	125x75x75	4.1/4	108
120-1	U223B	5x4x4	125x100x100	4.1/4	108
120-1	U224	6x4x2	150x100x50	5	125
120-1	U224A	6x4x4	150x100x100	5	125
120-1	U224B	6x5x5	150x125x125	5	125

Code U 121

### UNIQUE 4 WAY VEE-BLOCK (CAST IRON) (SUPPLIED IN MATCHED PAIR)






Code No.	LENGTH MM INCHES	HEIGHT MM INCHES	THICKNESS MM INCHES	CAPACITY OF VEE INCHES	MM
121-1	3.34 95	2.34 70	1.38 35	3/4X1.3/4X1.3/4X2	20x30x40x50
121-2	4 100	4 100	1.3/16 30	3/4X1.3/4X1.3/4X2.3/8	20x30x40x50
121-3	4.34 120	4.34 120	1.3/8 35	1.3/4X1.3/4X2.3/8	30x40x50x60
121-4	4.34 120	4.34 120	2.3/8 60	1.3/4X1.3/4X2.3/8	30x40x50x60
121-5	6 150	6 150	3 75	1.3/4X2.3/4X2.3/4	40x50x60x70
121-6	8 200	8 200	4 100	2.3/8X2.3/4X3.5/8X4	60x70x80x100

Code U 122

### UNIQUE CAST IRON ANGLE PLATES PLAIN



Code No.	Size (in inches)
122-4	4X4X4
122-5	5X4X4
122-6	6X6X6
122-7	5X5X5
122-8	6X5X5
122-9	8X6X6
122-10	8X8X8
122-11	10X8X8
122-12	10X10X10
122-13	12X10X10
122-14	12X12X12



### UBB 123 UNIQUE CAST IRON SLOTTED ANGLE PLATES

Code No.	Size (in Inches)
123-1	3x2.1/2x2
123-2	3.1/2x3x2.1/2
123-3	4.1/2x3.1/2x3
123-4	6x5x4.1/2
123-5	7x5.1/2x4.1/2
123-6	8x6x5
123-7	9x7x6
123-8	10x8x6
123-9	12x9x8

### Code U 1011 BOX ANGLE PLATES GRADE 1

Code No.	Sizes	Flatness of Working Faces		Squareness of Working Faces		Parallelism of Opposite Working Faces	
		Accuracy in Microns	Microns	Microns	um	Microns	um
1011-1	175x100x125	5	13	12			
1011-2	250x150x175	5	15	15			
1011-3	350x200x250	8	18	18			
1011-4	450x300x350	8	18	18			
1011-5	600x400x450	10	20	20			
1011-6	750x400x600	14	25	30			

### Code U 1012 CAST IRON CUBE GRADE 1

Code No.	Sizes	Flatness of Working Faces in Microns um	Squareness in microns	Parallelism in Microns um
1012-1	100x100x100	5	13	12
1012-2	150x150x150	5	15	15
1012-3	200x200x200	8	18	18
1012-4	250x250x250	8	18	18
1012-5	300x300x300	10	20	20
1012-6	500x500x500	14	25	30

### Code U 1013 GRANITE LAPPING PLATE

Code No.	Square/Rectangular (in mm)	Accuracy (in mm)
1013-1	150 x 100	3
1013-2	250 x 150	3.5
1013-3	300 x 200	3.5
1013-4	300 x 300	4
1013-5	400 x 400	4.5
1013-6	400 x 630	5
1013-7	630 x 630	5

### Code U 1014 CAST IRON LAPPING PLATES

Code No.	Round/ Square mm	Accuracy UM	Code No.	Round/ Square mm	Accuracy um
1014-1	100	5	1014-7	300x450	9
1014-2	200	5	1014-8	450x600	10
1014-3	250	7	1014-9	600x900	12
1014-4	300	7.5	1014-10	1000x1000	14
1014-5	400	9			
1014-6	450	9			



Code U 124

### UNIQUE SURFACE PLATES GRADE 1

Code No.	Sizes LxB mm	Grade 1 um	Code	Sizes LxB Inches	Grade 1 um
124-1	250x250	7	124-14	12x12	7
124-2	400x400	9	124-15	12x18	9
124-3	630x400	10	124-16	18x18	9
124-4	630x630	10	124-17	18x24	10
124-5	600x750	10	124-18	24x24	10
124-6	1000x630	12	124-19	24x30	10
124-7	1000x1000	14	124-20	24x36	12
124-8	1200x600	14	124-21	36x36	14
124-9	1200x900	14	124-22	36x48	14
124-10	1200x1200	16			
124-11	1000x1600	16			
124-12	1000x2000	19			
124-13	1200x1800	19			

Supplied without Stand

Code U 125

### UNIQUE SURFACE PLATES (GRANITE) GRADE 0

Code No.	Sizes LxBxH mm	Grade 0 um
125-1	400x400x63	4.5
125-2	630x400x80	5
125-3	630x630x80	5
125-4	1000x630x150	6
125-5	1000x1000x150	7
125-6	1200x900x150	7
125-7	1200x1200x150	8
125-8	1600x1000x200	8
125-9	2000x1000x200	9.5

Supplied without Stand

Code U 1015

### ENGINEER'S STEEL STRAIGHT EDGE GRADE 1

Code No.	Dimensions L X B X H um	Straightness Microns um	Parallelism Microns um
1015-1	300 x 35 x 8	12	24
1015-2	450 x 35 x 8	12	24
1015-3	600 x 50x 8	15	30
1015-4	1000 x 50 x 8	21	42
1015-5	1200 x 55 x 10	25	50
1015-6	1500 x 65 x 12	29	58
1015-7	2000 x 65 x 12	37	74
1015-8	2500 x 65 x 12	46	92
1015-9	3000 x 85 x 18	54	108
1015-10	4000 x 100 x 20	71	142
1015-11	5000 x 100 x 20	87	174
1015-12	6000 x 120 x 20	100	200

Code U 1016

### CAST IRON STRAIGHT EDGE I SECTION GRADE 1

Dimension of Parallel Type Straight Edge

Code No.	Length of Straight Edge	Width of Working Surface	Overall Height mm	Flange Thickness mm	Grade 1 Microns (um)
1016-1	500	35	100	12	5
1016-2	1000	35	100	12	10
1016-3	1500	50	150	15	15
1016-4	2000	50	150	15	20
1016-5	3000	60	190	15	30
1016-6	4000	75	300	18	40
1016-7	5000	80	300	18	50
1016-8	6000	80	300	18	60



Satin Finish



Code U 126  
UNIQUE FIGURE SETS (BLACK FINISH)  
HARDENED

Code No.	Size (in mm)	Size (in Inches)
126-1	1.0	3/64
126-2	1.5	1/16
126-3	2.5	3/32
126-4	3.0	1/8
126-5	4.0	5/32
126-6	5.0	3/16
126-7	6.0	1/4
126-8	8.0	5/16
126-9	10.0	3/8
126-10	12.0	1/2

Code U 126 A  
UNIQUE LETTER SETS (BLACK FINISH)  
HARDENED

Code No.	Size (in mm)	Size (in Inches)
126A-1	1.0	3/64
126A-2	1.5	1/16
126A-3	2.5	3/32
126A-4	3.0	1/8
126A-5	4.0	5/32
126A-6	5.0	3/16
126A-7	6.0	1/4
126A-8	8.0	5/16
126A-9	10.0	3/8
126A-10	12.0	1/2

Code U 128  
UNIQUE HOLLOW (LEATHER)  
PUNCHES

Code No.	Hole Diameters (Inches)	Hole Diameters (in mm)
128-1	1/32	1.0
128-2	1/16	1.5
128-3	3/32	2.0
128-4	1/8	3.0
128-5	5/32	4.0
128-6	3/16	5.0
128-7	1/4	6.0
128-8	9/32	7.0
128-9	5/16	8.0
128-10	3/8	10.0
128-11	7/16	11.0
128-12	1/2	12.0
128-13	9/16	14.0
128-14	5/8	16.0
128-15	11/16	17.0
128-16	3/4	19.0
128-17	13/16	20.0
128-18	7/8	21.0
128-19	15/16	24.0
128-20	1	25.0
128-21	1.1/16	27.0
128-22	1.1/8	29.0
128-23	1.3/16	30.0
128-24	1.1/4	32.0
128-25	1.5/16	33.0
128-26	1.3/8	35.0
128-27	1.1/2	38.0





Code U 127  
**UNIQUE CENTRE PUNCHES**  
 (BLACK NITRATE FINISH)

Code No.	Size (Taper x Length x Dia) (Inches)
127-1	1/16x3x1/4
127-2	5/64x4x5/16
127-3	3/32x4x5/16
127-4	9/64x4x3/8
127-5	5/32x4x7/16
127-6 Set of 5 Pcs.	1/16, 5/64, 3/32, 9/64, & 5/32



Code No. U 331  
**CENTRE PUNCHES-OCTAGONAL**  
 Made of Chrome Molybdenum Steel in  
 Octagonal Section  
 Fully Hardened & Tempered

Code No.	Point Dia Inch	Section mm	Overall Nominal Length
331-1	1/4	9.5	4-1/4
331-2	5/16	9.5	4-5/8
331-3	3/8	9.5	4-7/8
331-4	7/16	9.5	5-1/4
331-5	1/2	9.5	5-5/8
331-6	5/8	9.5	5-1/4
331-7	Set of Above Six Pieces in a Plastic Pouch		



Code U 129  
**UNIQUE SQUARE HEAD CENTRE PUNCHES**  
 (Black Nitrate Finish)

Code No.	Size (in Inches)
129-1	1/8x4
129-2	5/32x4
129-3	3/16x4
129-4	1/4x4
129-5 Set of 4 Pcs.	1/8, 5/32, 3/16, 1/4
129-6	1/4x4
129-7	5/16x5
129-8	3/8x6
129-9	1/2x7
129-10 Set of 4 Pcs.	1/4, 5/16, 3/8, 1/2



Code U 132  
**UNIQUE NAIL PUNCH**

Code No.	Point DIA (in Inches)	Length (in Inches)	Dia (in Inches)
132-1	1/16	4	17/64
132-2	3/32	4	19/64
132-3	1/8	4	5/16
132-4	5/32	4	23/64
132-5	3/16	4	-
132-6	Set of above 5 Pcs.	5 Pcs.	-





Code U 131

### UNIQUE PRICK PUNCHES

Code No.	DIA Tapered Pt. (in Inches)	Length (in Inches)	Dia (in Inches)
131-1	5/64	4	9/32
131-2	3/32	4	19/64
131-3	9/64	4	5/16
131-4	5/32	4	3/8
131-5	5/64, 3/32, 9/64, 5/32 Set of 4 Pcs.	4	-

Code U 130

### UNIQUE AUTOMATIC CENTRE PUNCHES

Code No.	Length (in Inches)
130-1	5

Also Available in Brass Body

Code U 133

### UNIQUE LONG DRIVE PIN PUNCHES

Code No.	Size of Tip (in Inches)	Body Dia (in Inches)
133-1	1/8	7/16
133-2	3/16	1/2
133-3	1/4	1/2
133-4	5/16	1/2
133-5	3/8	9/16
133-6	Set of 5 Pcs.	-

Code U 134

### UNIQUE DRIVE PIN PUNCHES 4" (BLACK NITRATE FINISH)

Code No.	Size of Tip (in Inches)
134-1	1/16
134-2	3/32
134-3	1/8
134-4	5/32
134-5	3/16
134-6	7/32
134-7	1/4
134-8	5/16
134-9 Set of 4 Pcs.	1/16, 3/32, 1/8, 5/32
134-10 Set of 4 Pcs.	3/16, 7/32, 1/4, 5/16
134-11 Set of 8 Pcs.	1/16, 3/32, 1/8, 5/32, 3/16, 7/32, 1/4, 5/16



Code U 135

### UNIQUE BRASS PUNCHES (NON SPARKING)

Code No.	Size of Tip (in inches)	Size of Tip (in mm)
135-1	1/16	1.6
135-2	3/32	2.4
135-3	1/8	3.2
135-4	5/32	4.00
135-5	3/16	4.8
135-6	7/32	5.5
135-7	1/4	6.4
135-8	5/16	8.00
135-9	SET OF 8 PCS. IN PLASTIC POUCHES	



Code U 136

### UNIQUE PIN VICES

Code No.	Capacity (in inches)	Over All Length (in inches)
136-1	0 to 0.040	3
136-2	0.30 to 0.062	3.1/2
136-3	0.050 to 0.125	3.3/4
136-4	0-.125" or 0-3.20mm	4.1/8
136-5	Set of 4 Pcs.	



Code U 137

### UNIQUE SWIVEL HEAD PIN VICE

Code No.	Capacity (in inches)
137-1	0-.125" or 3.20mm



Code U 138

### UNIQUE PIN CHUCK

Code No.	Capacity (with Collet) (in inches)	Over All Length (in inches)
138-1	0-1/32	2.1.2
138-2	1/32-1/16	2.1/2
138-3	1/16-3/32	2.1/2
138-4	Set with 3 Collets Set	



Code U 139

### UNIQUE MINI PIN VICE (Brass Handle)

Code No.	Capacity (in inches)	Overall Length (in inches)
139-1	0 to 0.28	3.1/8



Code U 140

### UNIQUE DOUBLE COLLET PIN VICE

Code No.	Capacity (in inches)	Overall Length (in inches)
140-1	0.125	4



Code U 141

### UNIQUE SLIDING PIN VICE

Code No.	Capacity (mm)	Length (in inches)
141-1	0.1.3	4.1/8

# UNIQUE

## ENGINEERING TOOLS

Quality is the Ultimate Economy

ENGINEERING TOOLS



Code U 142  
UNIQUE TAP HANDLE  
EXPORT QUALITY

Code No.	Size (in inches)
142-1	1/4
142-2	3/8
142-3	1/2
142-4	3/4
142-5	1
142-6	1.5/16
142-7	1.1/2
142-8	2
142-9	2.1/2
142-10	3

Also Available in SGS Iron Body

Code U 145  
UNIQUE MINI TAP WRENCH  
(WARRIOR TYPE & M&W TYPE)

Code No.	Capacity (in inches)
145-1	0-1/4
145-2	1/8-1/2

Code U 143  
UNIQUE T-HANDLE TAP WRENCH  
(Removable Jaws)

Code No.	Tap Capacity (in inches)
<b>Plain Type</b>	
143-1	1/16-5/32 Plain Type
143-2	5/32-1/4
143-3	1/4-1/2
<b>Ratchet Type</b>	
143-4	1/16-5/32 Ratchet Type
143-5	5/32-1/4
143-6	1/4-1/2

Code U 144  
UNIQUE T-HANDLE TAP WRENCH  
(Solid Jaws)

Code No.	No.	Tap Capacity (in inches)
144-1	A	1/16-5/32
144-2	B	5/32-1/4
144-3	C	1/4-1/2



Code U 146  
UNIQUE ROUND DIE HANDLES  
EXPORT QUALITY

Code No.	Dia (in inches)
146-1	13/16
146-2	1
146-3	1.5/16
146-4	1.1/2
146-5	2
146-6	2.1/2
146-7	3

Supplied Without Round Die



Code U 147  
UNIQUE FLOATING DIE HOLDER

Code No.	Dia (in inches)	Body Dia (in inches)	Shank Dia (in inches)
147-1	13/16	1-1/2	1/2
147-2	1	1-1/2	1/2
147-3	1.1/2	2	3/4

Supplied Without Round Die



Code U 148  
UNIQUE FLY TOOL CUTTER

Code No.	Shank Dia	Head Dia	Bit Dia
148-1	1/2	3/4	3/16
148-2	1/2	1.1/8	1/4
148-3	1/2	1.1/2	5/16
148-4	3/4	1.1/2	5/16
148-5	3/4	2	5/16
148-6	3/4	2.1/2	5/16



Code U 149  
UNIQUE SCRIBER CARBIDE TIP

Code No.	Size (in inches)
149	6

# UNIQUE

## ENGINEERING TOOLS

Quality is the Ultimate Economy

### ENGINEERING TOOLS



Adjustable Reamer Set



Adjustable Reamer with Pilot



Code U 152

### UNIQUE ADJUSTABLE HAND REAMERS (HSS BLADES)

Code No.	Size	Range (in inches)	Range (in MM)
152-1	(H-V)	1/4 to 9/32	6.35-7.15
152-2	(H-W)	9/32 to 5/16	7.15-7.95
152-3	(H-Z)	5/16 to 11/32	7.95-8.7
152-4	(H-Y)	11/32 to 3/8	8.7-9.5
152-5	(H-1)	3/8 to 13/32	9.5-10.25
152-6	(H-2)	13/32 to 7/16	10.25-11
152-7	(H-3)	7/16 to 15/32	11-12
152-8	(H-4)	15/32 to 17/32	12-13.5
152-9	(H-5)	17/32 to 19/32	13.5-15
152-10	(H-6)	19/32 to 21/32	15-16.75
152-11	(H-7)	21/32 to 23/32	16.75-18.25
152-12	(H-8)	23/32 to 25/32	18.25-19.75
152-13	(H-9)	25/32 to 27/32	19.75-21.5
152-14	(H-10)	27/32 to 15/16	21.5-24
152-15	(H-11)	15/16 to 1-1/16	24-27
152-16	(H-12)	1-1/16 to 1-3/16	27-30
152-17	(H-13)	1-3/16 to 1-11/32	30-34
152-18	(H-14)	1-11/32 to 1-1/2	34-38
152-19	(H-15)	1-1/2 to 1-13/16	38-46
152-20	(H-16)	1-13/16 to 2-7/32	46-56
162-21	(H-17)	2-7/32 to 2-3/4	56-70
152-22	(H-18)	2-3/4 to 3-11/32	70-85
152-23	Set of 8 Pcs	H4 to H11	
152-24	Set of 11Pcs.	H4 to H14	

Code U 150

### UNIQUE ENGINEER'S SCRIBER Available Length 4", 7", 8-1/2", 9"

Code No.	Type
150-1	CARBIDE TIP
150-2	FIX TYPE
150-3	ADJUSTABLE

Code U 151

### UNIQUE ENGINEER'S SCRAPERS

Code No.	Size
151-1	4
151-2	6
151-3	8
151-4	10

Available in all shapes Flat,  
Three Square & Curved or Half Round

Quality is the Ultimate Economy



Code U 154

### UNIQUE HONING HEAD MACHINE

Code No.	Size (in mm)	Code No.	Size (in inches)
154-1	34 to 60	154-9	2 to 3
154-2	45 to 65	154-10	2.1/2 to 5
154-3	45- to 75	154-11	3 to 6
154-4	55 to 82	154-12	4 to 8
154-5	62 to 88	154-13	8 to 12
154-6	72 to 105		
154-7	92 to 130		
154-8	75 to 150		



Code U 1017

### UNIQUE BORING HEAD SET

Description	MWBH 62	MWBH 80	Shank Types Available
Boring Head Dia mm	62	80	SHANK M1TR/R8
Overall Length	57	77	SHANK MT-2
Boring Bar Hole mm	12	16	SHANK MT-3
Center Distance Between Hole mm	16	20	SHANK MT-4
Cross Hole Size mm	12	16	SHANK ISO-40
Side Radial Travel mm	19	35	SHANK BT-40
Mounting Thread	16x1.5	16x1.5	SHANK ISO-30
Net Weight Kg.	2.600	4.700	

Code U 155

### UNIQUE VALVE & SEAT CUTTER SET (SET OF 13 Pcs.)

Set of 13 Pcs. with Guide and Handle packed in Wooden Box  
Size from 30mm to 60mm increased by 2.5mm

Code No.	Loose Cutters Available in mm
440-16	16, 18, 20, 22, 24, 25, 26, 28, 30, 32, 5, 35, 37, 5, 40, 42, 5, 45, 47, 5, 50, 52, 5, 55, 57, 5, 60



Code No.	Size (in mm)
155-1	30
155-2	32.5
155-3	35
155-4	37.5
155-5	40
155-6	42.50
155-7	45
155-8	47.50
155-9	50
155-10	52.50
155-11	55
155-12	57.50
155-13	60
155-14	13 Pcs. Set in Wooden Box (30mm to 60mm)
155-15	9 Pcs. Set in Wooden Box (22mm to 30mm)



Code U 1077

### UNIQUE HSS SLITTING SAW CUTTER

Sizes Available: 0.5mm to 6mm Thickness  
2-1/2" to 5" Diameter



Code U 156

### UNIQUE SPRING CALLIPERS & DIVIDERS (FLAT)

Series :- IS : INSIDE, OS : OUT SIDE, D : DIVIDER

Code No.	Length (in Inches)
156-1	3
156-2	4
156-3	6
156-4	8
156-5	10
156-6	12
156-7	15
156-8	18
156-9	24
156-10	36
156-11	48
156-12	60

Code U 157

### UNIQUE FIRM JOINT CALLIPERS DIVIDERS

Series :- IS : INSIDE, OS : OUT SIDE, D : DIVIDER

Code No.	SIZE (in Inches)
157-1	3
157-2	4
157-3	5
157-4	6
157-5	8
157-6	10
157-7	12
157-8	18
157-9	24
157-10	30

Code U 158

### UNIQUE FIRM JOINT JENNY CALLIPERS

Series :- AP : ADJUSTABLE POINT, LS : LOCATION SPUR

Code No.	SIZE (in Inches)
158-1	4
158-2	5
158-3	6
158-4	8

Code U 159

### UNIQUE WING COMPASS

Code No.	SIZE (in Inches)
159-1	6
159-2	8
159-3	10
159-4	12
159-5	18
159-6	24





Code U 163  
UNIQUE DEPTH GAUGE

Code No.	SIZE (in Inches)
163-1	6
163-2	12
163-3	6 Rectangular



Code U 164  
UNIQUE DEPTH GAUGE WITH PROTRACTOR  
Graduated from 0 to 180 in both Directions  
the rule is adjustable through out the length

Code No.	LENGTH (in Inches)
164-1	6




Code U 165  
UNIQUE PROTRACTOR WITH  
GRADUATED STEEL RULE

Code No.	LENGTH (in inches)
165-1	6
165-2	8



Code U 162  
UNIQUE SLIDING CALLIPER (BRASS)

Code No.	Size (in inches)
162-1	2 1/2
162-2	3
162-3	4



Code U 166  
UNIQUE WIRE GAUGE (Rectangular & Round)


Code No.	DESCRIPTION
166-1	RECTANGULAR
166-2	ROUND

# UNIQUE

## ENGINEERING TOOLS

● MEASURING TOOLS

Quality is the Ultimate Economy



Code U 167

### UNIQUE BORE GAUGE

Code No.	RANGE (in mm)	RANGE (in inches)
167-1	1 to 16	1/16 to 5/8

Code U 168

### UNIQUE DRILL GAUGE

Code No.	DRILL GAUGE SIZE
168-1	No. 1 to 60
168-2	1/16" to 1/2"
168-3	A-Z

Code U 168 A

### UNIQUE DRILL STAND

Code No.	DRILL GAUGE SIZE
168 A-1	1/16" to 1/2" by 64ths
168 A-2	A to Z
168 A-3	No. 1 to No. 60

Code U 169

### UNIQUE TWIST DRILL GRINDING GAUGE

Code No.	OVERALL LENGTH (in mm)	OVERALL LENGTH (in inches)	ACUTE ANGLE
169-1	4.1/2	114	118°

Code U 170

### UNIQUE UNIVERSAL GRINDING GAUGE

Measures, Square & Hexagonal Angle of 120°, 118°, 90°, 60°, 55°

Code No.	OVERALL LENGTH (in inches)	OVERALL LENGTH (in mm)
170-1	3.3/4	95


Quality is the Ultimate Economy



Code U 171

### UNIQUE SCREW CUTTING GAUGE

Code No.	OVERALL LENGTH	
	mm	inches
171-1	50	2



Code U 172

### UNIQUE CENTRE GAUGE

Code No.	DESCRIPTION
172-1	AMERICAN UNIFIED NATIONAL STANDARD 60°
172-2	WHIT WORTH OR ENGLISH STANDARD 55°



Code U 173

### UNIQUE THREAD GAUGE

Code No.	Single	Double
	mm or inches	mm & inches
173-1	mm or inches	mm & inches

Code U 174

### UNIQUE RADIUS GAUGE

Code No.	Size (in inches)	No. of Leaves
174-1	1-7	34
174-2	7.5-15	32
174-3	15.5-25	30

Quality is the Ultimate Economy



Code U 175

UNIQUE FILLER GAUGE Length 4" & 6"

Code No.	No. of Leaves
175-1	8
175-2	9
175-3	10
175-4	13
175-5	15
175-6	20
175-7	26
175-8	0.5 to 1mm 26



Code U 176

UNIQUE STAINLESS STEEL SCALES

Code No.	SIZE (in inches)
176-1	6
176-2	12
176-3	18
176-4	24
176-5	36



Code U 177

UNIQUE POCKET RULE

Code No.	SIZE (in inches)
177-1	6



Code U 160

UNIQUE VERNIER CALLIPER

Code No.	Size (in inches)
160-1	5 Columbus Type
160-2	6 Columbus Type
160-3	6 Precision Type



Code U 161

UNIQUE OUTSIDE MICROMETER

Code No.	Size (in inches)
161-1	0.25 MM OR 0-1"
161-2	25-50 MM OR 1-2"
161-3	0-15mm



Code No U 1079 TILTING  
UNIQUE UNIVERSAL TILTING ROTARY TABLE

Features:

- Tilting Range 0-90 Degrees From Horizontal to Vertical Position
- The work table is Graduated to full 360°
- One Turn of the Handle Moves the Table - 4°
- The Micro colar is Graduated in Step of 2 Minute

Code No.	1335 Tilting-1
Dia of Table mm	150
Total Height Horizontal mm	120
Total Height Vertical mm	180
Width of T-Slot mm	17.5
Centre of Sleeve	MT-2
Gear Ratio	90:1
Net Weight Kgs.	20



Code No U 1080  
ROTARY MILLING TABLE  
(EXPORT QUALITY)  
HORIZONTAL &  
VERTICAL

Features:

- The work table is Graduated to full 360°
- One Turn of the Handle Moves the Table - 4°
- The Micro colar is Graduated in Step of 2 Minute in Size 150mm
- The Vernier Scale makes setting Down to 20 Seconds in size 150mm
- The Micro Colar is Graduated Step of One Minute in size 200mm
- The Vernier Scale makes setting Down to 10 Seconds in size 200mm

Code No.	1335-1	1335-2
Dia of Table mm	150	200
Total Height Horizontal mm	75	105
Total Height Vertical mm	210	260
Width of T-Slot mm	17.5	23.5
Centre of Sleeve	MT-2	MT-3
Gear Ratio	90:1	90:1
Net Weight Kgs.	11.500	25



Code No. U 1081  
UNIQUE 3 WAY PRECISION DRILL VICE  
(WITH THREE MOUNTING OPTIONS)

SIZE IN INCHES	3	4
A Width of jaws in mm	75	100
B Opening of jaws in mm	72	95
C Depth of jaws in mm	28	30
D Length overall in mm	230	280
E Height overall in mm	60	60
F Width Overall	145	160
Tenon slot Size in mm	13	14
Weight (Approx) in kgs	3.300	4.500



Code U1082

### CAST IRON MINI BENCH CENTRE GRADE-1

Mini Bench Centres are specially designed for checking concentricity, parallelism and true rotation of components having smaller dimensions.

Code No.	Centre Distance (in mm)	Centre Height (in mm)	Accuracy (in mm)
1082-1	150	75	10



Code U 1083

### BENCH CENTER GRADE-1

Bench Centre is Ideal for Checking of Run-Out, Concentricity, Parallelism & Axial Run-Out of Components

#### ACCURACY:

Parallelism of axis of centre with base within 0.01 mm/300mm  
Co-axiality of Centres 0.01/300mm.

Code No.	Centre Distance (in mm)	Centre Height (in mm)
1083-1	300	125 & 160
1083-2	500	160 & 200
1083-3	750	160 & 200
1083-4	1000	160 & 200
1083-5	1250	160,200 & 250
1083-6	1500	200,250 & 300
1083-7	2000	200,250,300 & 500



Code U 1084

### VERTICAL BENCH CENTER

Code No.	Size (in mm)	Centre Distance mm.	Centre mm	Accuracy (in inches)
1084-1	150 x 75	150	75	10



Code U 179  
UNIQUE SELF CENTRING  
CHUCKS

Code No.	Size (in Inches)	Size (in mm)
179-1	3	80
179-2	4.1/2	110
179-3	5.1/2	135
179-4	6	150
179-5	6.1/2	160
179-6	8	200
179-7	10	250
179-8	12.1/2	315
179-9	14	350
179-10	16	400
179-11	18	450
179-12	20	500
179-13	24	600
179-14	30	750

Also Available in 4 Jaws

Code U 180  
UNIQUE 4 JAWS INDEPENDENT  
CHUCKS

Code No.	Size (in Inches)
180-1	4
180-1	6
180-1	8
180-1	10
180-1	12
180-1	14
180-1	16
180-1	18
180-1	20
180-1	22
180-1	24
180-1	26
180-1	28
180-1	30
180-1	32
180-1	36
180-1	40
180-1	42
180-1	48

Code U 1018  
D1 CHUCK ADAPTER PLATES

- Semi Machined with D1 Camlock fixing
- Supplied Complete with Camlock Studs and Retaining Screws

Code No.	Plate Dia. mm	Spindle Nose
1018-1	160	D1 - 4
1018-2	200	D1 - 4
1018-3	200	D1 - 6
1018-4	200	D1 - 8
1018-5	250	D1 - 4
1018-6	250	D1 - 6
1018-7	250	D1 - 8
1018-8	250	D1 - 11
1018-9	315	D1 - 6
1018-10	315	D1 - 8
1018-11	315	D1 - 11



Quality is the Ultimate Economy



Code U 182  
**UNIQUE REVOLVING CENTRES**  
(Heavy Duty) Triple Bearing

Code No.	Morse Taper
182-1	MT-1
182-2	MT-2
182-3	MT-3
182-4	MT-4
182-5	MT-5
182-6	MT-6

Also Available in Carbide Tips



Code U 183  
**UNIQUE DEAD CENTER**

Code No.	Morse Taper
183-1	MT-1
183-2	MT-2
183-3	MT-3
183-4	MT-4
183-5	MT-5
183-6	MT-6

Also Available in Carbide Tips & HSS Tips



Code U 184  
**UNIQUE DRILL SLEEVES**

MORSE TAPER	Inside	1	2	3	4	1	1	1	2	2	3	2	3	4	5
Outside	2	3	4	5	3	4	5	4	5	5	6	6	6	6	6
OVERALL LENGTH	mm	92	112	124	171	99	124	156	124	156	156	218	218	218	218



Code U 185  
**UNIQUE DRILL CHUCK ARBORS**

Morse Taper	Chuck Mount (Jacob Type)	Morse Taper	Chuck Mount (DN Type)
1	JT-1, JT-2, JT-3, JT-6, JT-33	1	B-10, B-12, B-16, B-18
2	JT-1, JT-2, JT-3, JT-6, JT-33	2	B-10, B-12, B-16, B-18, B-22
3	JT-1, JT-2, JT-3, JT-4, JT-6, JT-33	3	B-12, B-16, B-18, B-22, B-24
4	JT-2, JT-3, JT-4, JT-6, JT-33	4	B-12, B-16, B-18, B-22, B-24
5	JT-2, JT-3, JT-4, JT-6, JT-33		



B1 ARBORS		
Arbor section	Jacob Type	
RB-1	1	
RB-2	2	
RB-3	3	
RB-33	33	
RB-6	6	
RB-4	4	
RB	B 16	
RB	B 18	

THREADED ARBORS		
Morse Taper	Threads	
1	3/8x24UNF	
1	1/2x20UNF	
2	3/8x24UNF	
2	1/2x20UNF	
2	5/8x18UNF	
3	1/2x20UNF	
3	5/8x18UNF	
3	3/4x18UNF	

Quality is the Ultimate Economy



Code U 1019  
**REVOLVING PIPE CENTRES**  
 (BEVEL ROLLING CENTRE)

- Live Centre For Maching Pipe And Similar Hollow Shaft Material With A High Thrust Capacity
- Fully Hardened and Tempered Alloy Steel Body
- Bevel Section is Ground after Assembly Running in its Own Bearings

Code No.	Shank	Bevel Diameter mm		Overall Length mm	Angle of Bevel
		Minimum	Maximum		
1019-1	MT-2	19	80	135	75°
1019-2	MT-3	20	95	170	75°
1019-3	MT-4	29	125	200	75°
1019-4	MT-5	32	150	240	75°

Code U 1020  
**REVOLVING TUBE CENTRES**

- Fully Hardened and Tempered Alloy Steel Body
- 60° Cone Angle is Precision Ground

Code No.	Shank	Capacity		Code No.	Shank	Capacity	
		Minimum	Maximum			Minimum	Maximum
1020-1	MT-2	26	50	1020-9	MT-4	64	100
1020-2	MT-2	38	75	1020-10	MT-4	76	150
1020-3	MT-3	26	50	1020-11	MT-5	51	88
1020-4	MT-3	38	75	1020-12	MT-5	64	100
1020-5	MT-3	64	100	1020-13	MT-5	76	150
1020-6	MT-4	26	50	1020-14	MT-6	64	100
1020-7	MT-4	38	75	1020-15	MT-6	76	150
1020-8	MT-4	51	88	1020-16	MT-6	102	200



Code U 189A  
**UNIQUE SINE BARS**

Code No.	Model	WIDTH	DISTANCE BETWEEN ROLLS	
			Minimum	Maximum
189 A-1	00	15/16"	5"	
189 A-2	00	1"	10"	
189 A-3	11	1"	2 1/2"	
189 A-4	11	1"	5"	
189 A-5	22	30mm	100mm	
189 A-6	22	30mm	200mm	
189 A-7	33	7/32	3"	

Code U 189B  
**UNIQUE STEEL PARALLELS**  
 Accuracy within 0.007 mm

Code No.	Size	
	LxWxT IN INCHES	LxWxT IN MM
189 B-1	4X1/2X1/4	100x13x6
189 B-2	6X1X1/4	150x25x6
189 B-3	6X3/4X3/8	150x20x10
189 B-4	6X1X1/2	150x25x13
189 B-5	6X1.3/16X5/8	150x30x15
189 B-6	8X1X3/4	200x25x20
189 B-7	8X1.1/2X1	200x38x25
189 B-8	10X2X1	250x50x25



Code U 1021

### EXTENSION SOCKET

- Made of Case Hardened Steel
- Hardened Through out - 45/50 HRC
- Accurately Ground Internally And Externally to Close Limits

Code No.	Morse Outside	Taper Inside	No (in mm)	Length (in mm)	Morse Outside	Taper Inside	No. (in mm)	Length (in mm)
1021-1	1	1	145	4	3	240		
1021-2	1	2	160	4	4	265		
1021-3	2	1	160	4	5	300		
1021-4	2	2	175	5	3	268		
1021-5	2	3	196	5	4	300		
1021-6	3	2	194	5	5	335		
1021-7	3	3	215	6	3	330		
1021-8	3	4	240	6	4	355		
1021-9	4	2	215	6	5	390		



Code U 1022

### TAPER MANDREL

Code No.	Taper	Length (in mm)
1022-1	MT-2	300
1022-2	MT-2	500
1022-3	MT-3	300
1022-4	MT-3	500
1022-5	MT-4	300
1022-6	MT-4	500
1022-7	ISO-40	300
1022-8	ISO-40	500



Code U 1023

### TAPER MILLING MACHINE ARBOR

Code No.	Size mm
ISO-40	400mmx22mm
ISO-40	500mmx22mm
ISO-40	400mmx27mm
ISO-40	500mmx27mm
ISO-40	400mmx32mm
ISO-40	500mmx32mm



Code U 1024

### MAGNETIC ARBOR

Morse Taper	Size In mm
MT-2	19MM
MT-3	19MM



Code U 1025  
**UNIQUE DRILL CHUCK  
WITH KEY**

Code No.	Size	
	(Inches)	(mm)
1025-1	1/4	6
1025-2	3/8	10
1025-3	1/2	13
1025-4	5/8	16
1025-5	3/4	20
1025-6	1	26

Available:  
Jacob Type, Din Std. , Threaded



Code U 1026  
**KEY LESS DRILL CHUCK**

ORDERING NO.	DESCRIPTION / CONTENTS
1026-1	1-10MM (J2)
1026-2	1-13MM (JT-6)
1026-3	3-16MM (JT-6)



Code U 1027

ORDERING NO.	DESCRIPTION / CONTENTS
1027-1	COLLET & ADAPTOR SET (ISO-40-E-40 Schaublin) (5 TO 25MM) Set of 12 Collets+One Adaptor+One Spanner (5,6,8,10,12,14,16,18,20,22,24,25)
1027-2	COLLET & ADAPTOR SET (ISO-40-E-40 Tail) (5 TO 25MM) Set of 12 Collets+One Adaptor+One Spanner (5,6,8,10,12,14,16,18,20,22,24,25)
1027-3	COLLET & ADAPTOR SET (ISO-40-ER-40 ) (5 TO 25MM) Set of 12 Collets+One Adaptor+One Spanner (5,6,8,10,12,14,16,18,20,22,24,25)
1027-4	COLLET & ADAPTOR SET (BT-40-ER-40) (5 TO 25MM) Set of 12 Collets+One Adaptor+One Spanner (5,6,8,10,12,14,16,18,20,22,24,25)
1027-5	COLLET & ADAPTOR SET BT-40-ER-32 (3 to 20mm) SET OF 11 COLLETS + One Adaptor + One Spanner (3,4,5,6,8,10,12,14,16,18,20)

Code U 1028  
**COLLETS**



ORDERING NO.	TYPE	BORE SIZE / RANGE	
1028-1	E-32 Schaublin	5-20mm	(1mm Step)
1028-2	E-40 Schaublin	3-4mm	(1mm Step)
1028-3	E-40 Schaublin	5-8mm	(1mm Step) 1/4" - 5/16" (1/16 Step)
1028-4	E-40 Schaublin	9-25mm	(1mm Step) 3/8" - 1" (1/16" Step)
1028-5	E-40 Tail	6-8mm	(1mm Step) 1/4", 5/16"
1028-6	E-40 Tail	9-25mm	(1mm Step) 3/8", 1/2", 5/8", 3/4", 1"
1028-7	E-45 Schaublin	6-32mm	(1mm Step)
1028-8	ER-8 DIN 6499	1-5MM	(1MM Step)
1028-9	ER-11 DIN 6499	1-7MM	(1MM Step)
1028-10	ER-16 DIN 6499	1-10mm	(1mm Step)
1028-11	ER-20 DIN 6499	2-13mm	(1mm Step)
1028-12	ER-25 DIN 6499	2-16mm	(1mm Step)
1028-13	ER-32 DIN 6499	3-20mm	(1mm Step) 1/4", 1/2"
1028-14	ER-40 DIN 6499	4-26mm	(1mm Step) 1/2"
1028-15	R-8/ M1TR	5-25mm	(1mm Step) 1/4"-1" (1/16" Step)
1028-16	TRAUB ROUND	A 25 : 3-25mm	1/4"-1"

Code U 1029  
**COLLET ADAPTOR FOR 'E' TYPE COLLET (SCH./TAIL)**



ORDERING NO.	DESCRIPTION		
1029-1	ISO-30	M-12	E-32
1029-2	ISO-30	M-12	E-40
1029-3	ISO-40	M-16	E-32
1029-4	ISO-40	M-16	E-40
1029-5	ISO-40	M-16	E-45
1029-6	ISO-50	M-24	E-40
1029-7	ISO-50	M-24	E-45
1029-8	MITR/R8	M-12X1.5	E-32
1029-9	MITR/R8	M-12x1.5	E-40
1029-10	MT-2	M-10 (Drawbolt Type)	E-40
1029-11	MT-3	M-12 (Drawbolt Type)	E-40
1029-12	MT-4	M-16 (Drawbolt Type)	E-40
1029-13	MT-5	M-20 (Drawbolt Type)	E-40
1029-14	MT-5	M-20 (Drawbolt Type)	E-45
1029-15	MT-3	Tang Type with Collier Slot	E-40
1029-16	MT-4	Tang Type with Collier Slot	E-40
1029-17	MT-5	Tang Type with Collier Slot	E-40
1029-18	MT-5	Tang Type with Collier Slot	E-45

Code U 1030

### COLLET ADAPTOR FOR 'ER' TYPE COLLET (DIN 6499)

ORDERING NO.	DESCRIPTION	
1030-1	BT-30	ER-16X70
1030-2	BT-30	ER-20X70
1030-3	BT-30	ER-25X70
1030-4	BT-30	ER-32X70
1030-5	BT-40	ER-16X70
1030-6	BT-40	ER-20X70
1030-7	BT-40	ER-25X70
1030-8	BT-40	ER-32X70
1030-9	BT-40	ER-32X120
1030-10	BT-40	ER-40X80
1030-11	BT-40	ER-40X120
1030-12	BT-50	ER-32X90
1030-13	BT-50	ER-40X90
1030-14	MT-2/3/4 (Drawbolt Type)	ER-32/40
1030-15	MT-5 (Drawbolt Type)	ER-40
1030-16	R8 M12X1.5 or 7/16 UNF	ER-32/40
1030-17	ISO 30	ER-32/40
1030-18	ISO 40	ER 32
1030-19	ISO 40	ER 40
1030-20	ISO 50	ER 32/40



Code U 1031

### SIDE LOCK HOLDERS

ORDERING NO.	DESCRIPTION	
1031-1	BT-30	16, 20, 25MM
1031-2	BT-40	16, 20, 25, 32MM
1031-3	R8	16, 20, 25MM
1031-4	ISO-30	16, 20MM
1031-5	ISO-40	16, 20, 25, 32MM
1031-6	ISO-50	16, 20, 25, 32MM
1031-7	ISO-50	40MM

Code U 1032

### STUB MILLING ARBOURS

ORDERING NO.	SHANK	SIZE	
1032-1	ISO:30	16, 22, 27, 32 mm	
1032-2	ISO:40	16, 22, 27, 32, 40MM	
1032-3	ISO:40	1"	
1032-4	ISO:50	16, 22, 27, 32, 40MM	
1032-5	MT-3	16, 22, 27MM	(Drawbolt Type)
1032-6	MT-4	16, 22, 27, 32, 40MM	(Drawbolt Type)
1032-7	MT-5	16, 22, 27, 32, 40MM	(Drawbolt Type)
1032-8	M1TR/R8	16, 22, 27, 32, 40MM	
1032-9	MT-3	16, 22, 27, 32, 40MM	Tang Type & Cotter Slot
1032-10	MT-4	16, 22, 27, 32, 40MM	Tang Type & Cotter Slot
1032-11	MT-5	16X22, 27, 32, 40MM	Tang Type & Cotter Slot
1032-12	BT-30 sTD Length	16MM, 22MM, 27MM	
1032-13	BT-40 sdd Length	16X50, 22X50, 27X60, 32X70, 40X70	
1032-14	BT-50 sdd Length	16X105, 22x105, 27x105, 32x105, 40x105	







Code U 1033

### STUB MILLING ARBOUR : FLANGE TYPE

ORDERING NO.	SHANK	SIZE
1033-1	ISO-40	40MM
1033-2	ISO-50	40MM
1033-3	ISO-40	60MM
1033-4	ISO-50	60MM
1033-5	MT-5	60MM Tang Type & Cotter Slot

Code U 1034

### MILLING REDUCTION SOCKET

ORDERING NO.	SHANK	MT	MT	MT	MT	MT
1034-1	ISO-30 TYPE-A	MT-1	MT-2	MT-3	---	---
1034-2	ISO-40 TYPE-A	MT-1	MT-2	MT-3	MT-4	---
1034-3	ISO-50 TYPE-A	MT-1	MT-2	MT-3	MT-4	MT-5
1034-4	M1TR/R8 12x1.5 @ 18° WF	MT-1	MT-2	MT-3	---	---
1034-5	BT-30 Std. Length TYPE A	MT-1	MT-2	MT-3	---	---
1034-6	BT-40 std. Length TYPE A	MT-1	MT-2	MT-3	MT-4	---

ORDERING NO.	SIZE
USA-87	ISO 50-ISO 40



Code U 1035

### DRILL CHUCK ARBOUR

ORDERING NO.	DESCRIPTION
1035-1	ISO-30 JT-1, 2S, 6, 3
1035-2	ISO-40 JT-1, 2S, 3
1035-3	ISO-40 JT-6
1035-4	M1TR/R-8 JT-1, 2S, 6
1035-5	BT-40 JT-6X45L

Code U 1036

### QUICK CHANGE CHUCKS

ORDERING NO.	SIZE
1036-1	MT 2
1036-2	MT 3
1036-3	MT 4
1036-4	MT 5



Code U 1037

### QUICK CHANGE CHUCK COLLETS

ORDERING NO.	SIZE
1037-1	CO-21, CO-22
1037-2	CO-31, C-32, CO-33
1037-3	CO-41, CO-42, CO-43, CO-44
1037-4	CO-51, CO-52, CO-53, CO-54, CO-55





Code U 1044

### END MILL HOLDERS

Code No.	Shank	Bore Size mm	Size inches	Drawbar Threads
1044-1	NT-30	6	1/4	M12 x 1.75 P
1044-2	NT-30	10	3/8	M12 x 1.75 P
1044-3	NT-30	12	1/2	M12 x 1.75 P
1044-4	NT-30	16	5/8	M12 x 1.75 P
1044-5	NT-40	6	1/4	M16 x 2.00 P
1044-6	NT-40	10	3/8	M16 x 2.00 P
1044-7	NT-40	12	1/2	M16 x 2.00 P
1044-8	NT-40	16	5/8	M16 x 2.00 P
1044-9	NT-40	20	3/4	M16 x 2.00 P
1044-10	NT-40	22	7/8	M16 x 2.00 P
1044-11	NT-40	25	1	M16 x 2.00 P
1044-12	R-8	6	1/4	7*16" NF 20
1044-13	R-8	10	3/8	7*16" NF 20
1044-14	R-8	12	1/2	7*16" NF 20
1044-15	R-8	16	5/8	7*16" NF 20
1044-16	R-8	20	3/4	7*16" NF 20



Code U 1045

### SHELL END MILL ARBORS

Code No.	Shank	Size (mm)	Drawbar Threads
1045-1	NT-30	22	M12 x 1.75 P
1045-2	NT-30	27	M12 x 1.75 P
1045-3	NT-30	32	M12 x 1.75 P
1045-4	NT-40	22	M16 x 2.00 P
1045-5	NT-40	27	M16 x 2.00 P
1045-6	NT-40	32	M16 x 2.00 P
1045-7	NT-40	40	M16 x 2.00 P
1045-8	R-8	22	7*16" NF 20
1045-9	R-8	27	7*16" NF 20
1045-10	R-8	32	7*16" NF 20



Code U 1046

### UNIQUE TURRET (SOLID) SOCKETS

Code No.	INSIDE TAPER	SHANK DIAMETER		OVERALL LENGTH	
		INCH	MM	INCH	MM
1046-1	MT-1	3/4	20	3-1/8	80
1046-2	MT-1	1	25	3-1/2	90
1046-3	MT-1	1-1/2	38	3-1/2	90
1046-4	MT-2	1	25	4	100
1046-5	MT-2	1-1/2	38	4	100
1046-6	MT-2	1-3/4	44	4	100
1046-7	MT-2	2	50	4	100
1046-8	MT-3	1-1/2	38	4-3/4	120
1046-9	MT-3	1-3/4	44	4-3/4	120
1046-01	MT-3	2	50	4-3/4	120
1046-11	MT-3	2-1/2	64	4-3/4	120
1046-12	MT-4	1-1/2	36	6	150
1046-13	MT-4	1-3/4	44	6	150
1046-14	MT-4	2	50	6	150



### Code U 1047 DRILL CHUCK ADAPTERS

Code No.	Shank	Chuck Mount	L mm
1047-1	BT-30	JT - 2	45
1047-2	BT-30	JT - 6	45
1047-3	BT-30	JT - 3	45
1047-4	BT-30	B - 16	45
1047-5	BT-30	B - 18	45
1047-6	BT-40	JT - 2	45
1047-7	BT-40	JT - 2	90
1047-8	BT-40	JT - 6	45
1047-9	BT-40	JT - 6	90
1047-10	BT-40	JT - 3	45
1047-11	BT-40	JT - 3	90
1047-12	BT-40	B - 16	90



### Code U 1048 NT ARBORS

Code No.	Shank	Chuck Mount	Drawbar Threads
1048-1	NT-30	JT - 3	M12 x 1.75P
1048-2	NT-30	JT - 6	M12 x 1.75P
1048-3	NT-30	B - 16	M12 x 1.75P
1048-4	NT-40	JT - 3	M16 x 2.0 P
1048-5	NT-40	JT - 6	M16 x 2.0 P
1048-6	NT-40	B - 16	M16 x 2.0 P



### Code U 1049 NT ADAPTERS

Code No.	Shank	Inside Taper	Dimensions (mm)			Drawbar Threads
			D Ø	L1	L2	
1049-1	NT-30	MT - 2	32	50	120	M12 x 1.75P
1049-2	NT-30	MT - 3	40	70	140	M12 x 1.75P
1049-3	NT-40	MT - 2	32	30	125	M16 x 2.00P
1049-4	NT-40	MT - 3	40	43	138	M16 x 2.00P
1049-5	NT-40	MT - 4	50	90	185	M16 x 2.00P



Code U 1038

### FLOATING REAMER HOLDER

ORDERING NO.	SIZE
1038-1	FR-21, FR-22
1038-2	FR-31, FR-32, FR-33
1038-3	FR-41, FR-42, FR-43, FR-44
1038-4	FR-51, FR-52, FR-53, FR-54, FR-55



Code U 1039

### SPLIT SLEEVE (FOR TAPS)

ORDERING NO.	DESCRIPTION / CONTENTS
1039-1	MT-1. TAP : M-4, M-5 SHORT HAND TAP M-6, M-8, M-10 - 3/16", 1/4", 5/16" BSW / UNC
1039-2	M-2. TAP : M-6, M-8, M-10, M-10 SHORT HAND TAP M-12, M-14, M-16, 1/4", 5/16", 3/8" SHORT HAND TAP 7/16", 1/2", 5/8" BSW / UNC
1039-3	M-3. TAP : M-12, M-14, M-16, M-18, M-20, M-22, M-24 -
1039-4	M-4. TAP : M-12, M-14, M-16, M-18, M-20, M-24, M-27, M-30
1039-5	M-5. TAP : M-24, M-27, M-30, M-36, M-42



Code U 1040

### SPARES

ORDERING NO.	DESCRIPTION
1040-1	SPARE SPANNER (C HOOK TYPE) E-32, E-40, ER 25, ER32, ER40
1040-2	SPARE SPANNER REGO FIX TYPE ER-32, ER-25
1040-3	SPARE SPANNER REGO FIX TYPE ER-40,
1040-4	SPARE SPANNER U TYPE ER-16, ER 20
1040-5	SPARE NUT E - TYPE
1040-6	SPARE NUT ER-32, ER-40
1040-7	PULL STUD BT-40 45°



Code U 1041

### CNC LATHE TURRET DRILL SLEEVE (WITH COLLAR)

ORDERING NO.	OUT SIDE DIA	INSIDE MORSE TAPER
1041-1	Ø 25	MT 1,2
1041-2	Ø 32	MT 1,2,3
1041-3	Ø 40	MT 1,2,3,4
1041-4	Ø 50	MT-1,2,3,4,5

Code U 1042

### CNC LATHE TURRET BORING SLEEVE UNIVERSAL TYPE (WITH COLLAR)



ORDERING NO.	SIZE	PRICE ₹	ORDERING NO.	SIZE
1042-1	OD 20x ID 8x55 L	640.00	1042-10	OD 32x ID 8x52 L
1042-2	OD 20x ID 10x55 L	640.00	1042-11	OD 32x ID 10x52 L
4042-3	OD 20x ID 12x55 L	640.00	1042-12	OD 32x ID 12x52 L
4042-4	OD 20x ID 16x55 L	640.00	1042-13	OD 32x ID 16x85 L
			1042-14	OD 32x ID 20x85 L
1042-5	OD 25x ID 8x55 L	605.00	1042-15	OD 32x ID 25x85 L
1042-6	OD 25x ID 10x55 L	605.00		
1042-7	OD 25x ID 12x55 L	605.00		
1042-8	OD 25x ID 16x55 L	605.00		
1042-9	OD 25x ID 20x55 L	605.00		
ORDERING NO.	SIZE	PRICE ₹	ORDERING NO.	SIZE
1042-16	OD 40x ID 8x60 L	660.00	1042-23	OD 50xID8x65 L
1042-17	OD 40x ID 10x60 L	660.00	1042-24	OD 50xID10x65 L
1042-18	OD 40x ID 12x60 L	660.00	1042-25	OD 50xID12x65 L
1042-19	OD 40x ID 16x85 L	660.00	1042-26	OD 50xID16x85 L
1042-20	OD 40x ID 20x85 L	660.00	1042-27	OD 50xID20x85 L
1042-21	OD 40x ID 25x85 L	660.00	1042-28	OD 50xID25x85 L
1042-22	OD 40x ID 32x85 L	660.00	1042-29	OD 50xID32x85 L
			1042-30	OD 50xID40x85 L

Code U 1043

### CYLINDRICAL COLLET CHUCK HOLDER (WITHOUT SPANNER)



ORDERING NO.	DIA	SIZE
1043-1	Ø 20	ER16 x 60 L
1043-2	Ø 20	ER 16 x 100 L
1043-3	Ø 20	ER 16 x 150 L
1043-4	Ø 20	ER 20 x 100 L
1043-5	Ø 25	ER 20 x 60 L
1043-6	Ø 25	ER 20 x 100 L
1043-7	Ø 25	ER 20 x 150 L
1043-8	Ø 25	ER25x100L
1043-9	Ø 32	ER 25 x 60 L
1043-10	Ø 32	ER 25 x 100 L
1043-11	Ø 32	ER 25 x 150 L
1043-12	Ø 32	ER 25 x 65 L
1043-13	Ø 40	ER 32 x 85 L

Quality is the Ultimate Economy

**CODE NO. U 1050**

**UNIQUE CLAMPING KIT**

58 Pcs.

(With Metallic Box)



Code No.	Size
1050-1	14-12MM
1050-2	16-12MM
1050-3	18-12MM
1050-4	18-16MM

**CODE NO. U 1051**

**UNIQUE CLAMPING KIT**

34 Pcs.

(With Wooden Box)



Code No.	Size
1051-1	14-12MM
1051-2	16-12MM
1051-3	18-12MM
1051-4	18-16MM

**58 Pcs. CLAMPING KIT CONTAINS:**

Code	T-Slot Nuts Code U23 6 Pcs.	Clamping Stud Code U30 4Pcs. Each	Flanged Nuts Code U21 6 Pcs.	Coupling Nuts Code U22 4 Pcs.	Stepped Strap Clamp Code U15 2 Pcs. Each	Step Blocks Code U09 2 Pcs. (4 Pcs.) Each
1050-1	14-12 M	M12x61 M12x80 M12x100	M12	M12	12x80 12x100 12x125	1 2 Pairs 2 2 Pairs 3 2 Pairs
1050-2	16-12 M	M12x61 M12x80 M12x100 M12x125	M12	M12	12x80 12x100 12x125	1 2 Pairs 2 2 Pairs 3 2 Pairs
1050-3	18-12 M	M12x61 M12x80 M12x100 M12x125	M12	M12	12x80 12x100 12x125	1 2 Pairs 2 2 Pairs 3 2 Pairs
1050-4	18-16 M	M16x61, M16x80 M16x100, M16x125 M16x160, M16x200	M16	M16	3 Pcs. Each 16x125 16x150	1 2 Pairs 2 2 Pairs 3 2 Pairs

**34 Pcs. CLAMPING KIT CONTAINS:**

Code No.	T-Slot Nuts Code U23 4 Pcs.	Clamping Stud Code U30 4Pcs. Each	Flanged Nuts Code U21 4 Pcs.	Coupling Nuts Code U22 2 Pcs.	Strap Clamp Code U14 2 Pcs.	Height Plates Adjustable Code U10 2 Pcs.
1051-1	14-12 M	M12x80	M12	M12	12x100 12x125	2-50 2-100
1051-2	16-12 M	M12x80 M12x100 M12x160 M12x200	M12	M12	12x100 12x125	2-50 2-100
1051-3	18-12 M	M12x80 M12x100 M12x160 M12x200	M12	M12	12x100 12x125	2-50 2-100
1051-4	18-16 M	M16x80 M16x100 M16x160 M16x200	M16	M16	16x1125 16x160	2-50 2-100

**CODE NO. U 1052**

**UNIQUE STRAP CLAMP**

DIN 6314 IS:4292-1984

Code No.	Size	Suitable for Screw	Std. Pkg.
1052-1	9x60	M6	6
1052-2	11x80	M10	10
1052-3	14x100	M12	10
1052-4	14x125	M12	10
1052-5	14x125	M14	10
1052-6	18x125	M16	10
1052-7	18x160	M16	10
1052-8	22x160	M20	4
1052-9	22x200	M20	4
1052-10	26x200	M24	4
1052-11	26x250	M24	4
1052-12	30x250	M30	2

**CODE NO. U 1053**

**UNIQUE SERRATED STRAP CLAMP**

Code No.	Size	Suitable for Screw	Std. Pkg.
1053-1	11x80	M10	10
1053-2	14x80	M12	10
1053-3	14x100	M12	10
1053-4	14x125	M12	10
1053-5	18x125	M16	10
1053-6	18x160	M16	10
1053-7	22x160	M20	4
1053-8	22x200	M20	4
1053-9	26x200	M24	4



Quality is the Ultimate Economy



CODE NO. U 1054  
UNIQUE CLAMPING STUD (IS 13178 : 1991)  
Sizes Available: M8 - M24



CODE NO. U 1055  
UNIQUE T-BOLT (IS 1014:1996)  
Sizes Available: 12 mm x M12, 14mm x M12,  
16mm x M16, 18mm x M16, 20mm x M20,  
24mm x M24  
Also Available In Half Thread

CODE NO. U 1056  
UNIQUE FLANGE NUT  
(IS 7795-1975)



Code No.	Suitable for Screw Size	Std. Pkg.
1056-1	M8	50
1056-2	M10	50
1056-3	M12	50
1056-4	M16	50
1056-5	M20	30
1056-6	M24	30

CODE NO. U 1059  
UNIQUE SUPPORTING  
HEIGHT PLATES  
ADJUSTABLE



Code No.	Plate Thickness	Total Height	Std. Pkg.
1059-1	2	25	10
1059-2	2	50	20
1059-3	2	75	20
1059-4	2	100	20
1059-5	2	125	10
1059-6	2	150	10
1059-7	4	25	20
1059-8	4	50	10
1059-9	4	75	10
1059-10	4	100	10
1059-11	4	125	10
1059-12	4	150	10
1059-13	4	200	10

CODE NO. U 1057  
UNIQUE T-SLOT NUT  
(DIN 508) IS: 2015-1977



Code No.	Suitable for Screw	Std. Pkg.
1057-1	8xM6	50
1057-2	10xM8	50
1057-3	12xM10	50
1057-4	14xM10	50
1057-5	14xM12	50
1057-6	16xM12	50
1057-7	18xM12	50
1057-8	18xM16	50
1057-9	20xM16	50
1057-10	22xM16	30
1057-11	22xM20	20
1057-12	24xM20	10
1057-13	26xM24	10

CODE NO. U 1060  
UNIQUE SPHERICAL WASHER  
WITH CONICAL SEAT  
(DIN 6319C) IS: 4297-1996  
(DIN 6319D)



Code No.	Suitable to Screw	Std. Pkg.
1060-1	M8	20
1060-2	M10	30
1060-3	M12	50
1060-4	M16	50
1060-5	M20	30
1060-6	M24	30

CODE NO. U 1058  
UNIQUE UNIVERSAL  
STEP BLOCK (PAIR)



Code No.	Height Maximum	Std. Pkg.
1058-1	53	10
1058-2	105	10
1058-3	208	10

Also Supplied in set of 16 Pcs @Rs. 5850/-  
Contains 09-1-4 Sets, 09-2-2 Sets, 09-3-2 Sets

CODE NO. U 1061  
UNIQUE SELF  
ALIGNING PAD (Plain)



Code No.	Dia	Length	Std. Pkg.
1061-1	8	8	5
1061-2	10	10	10
1061-3	12	12	10
1061-4	16	16	10
1061-5	20	20	5

Quality is the Ultimate Economy



Code U 1062

### UNIQUE HAND FILES SET OF 6 PCS

Contains One Pc Each Half Round, Round, Three Square, Square & Two Pc. of Flat Bastard

Sizes: Available 6", 8", 10"

Code U 1063

### UNIQUE HAND FILES

Available Flat, Half Round, Round Square, Three Square, Wood Rasp, Saw files Chain Saw Files 2nd Cut, Smooth, Bastard

Code U 194

### UNIQUE HACKSAW BLADES

Code No.	Size (in inches)	Teeth Per Inch
194-1	10x1/2x23G	14,18,24,32
194-2	12x1/2x23G	14,18,24,32
194-3	12x3/4x21G	10,14
194-4	14x3/4x21G	10,14
194-5	12x1x18G	10,14
194-6	14x1x18G	6,10,14
194-7	16x1x18G	10,14
194-8	17x1x18G	10,14
194-9	18x1x18G	6,10,14
194-10	14x1.1/4x18G	6,10
194-11	16x1.1/4x16G	6,10
194-12	17x1.1/4x16G	6,10
194-13	18x1.1/4x16G	6,10
194-14	18x1.1/2x14G	4,6,10
194-15	18x1.1/2x14G	4,6,10
194-16	21x1.1/2x14G	4,6
194-17	22x1.1/2x14G	4,6
194-18	24x1.1/2x14G	4,6
194-19	24x2x14G	4,6
194-20	24x2x12G	4,6

Code U 195

### UNIQUE ALLEN HEX KEY SET

Code No.	Size (in MM)
195-1	2
195-2	2.5
195-3	3
195-4	4
195-5	5
195-6	6
195-7	7
195-8	8
195-9	9
195-10	10
195-11	Set of 10 Pcs. in Plastic Pouch
195-12	Set of 10 Pcs. with Spring Holder in Plastic Pouch



Quality is the Ultimate Economy



Code U 1064

### FLEXIBLE PLASTIC COOLANT PIPE ROUND & FLAT

Sizes Available:

1/4 x 6", 12", 14", 16", 20", 24",  
3/8 x 6", 12", 14", 16", 20", 24",  
3/4 x 6", 12", 14", 16", 20", 24",  
1" x 6", 12", 14", 16", 20", 24"



Code U 187

### UNIQUE TOOL MAKER'S SURFACE GAUGES

Code No.	Size (With Spindles) (in Inches)
187-1	4 & 7
187-2	9 & 12
187-3	12 & 18

Code U 189

### UNIQUE FIXED SURFACE GAUGE

Code No.	Size (Inches) (With Spindle)
189-1	6
189-2	9
189-3	12
189-4	18
189-5	20
189-6	24



Code U 188

### UNIQUE ADJUSTABLE SURFACE GAUGE

Code No.	Size (Inches) (With Spindle)
188-1	6
188-2	9
188-3	12
188-4	18
188-5	24
188-6	36



Code U 186

### UNIQUE TOOL MAKER'S PARALLEL CLAMP (BLACK FINISH)

Code No.	Jaw Length (in Inches)	Jaw Opening (in Inches)
186-1	2	1.1/4
186-2	2.1/2	1.3/4
186-3	3	2.1/4
186-4	4	2.3/4
186-5	5	3.1/2
186-6	6	5
186-7	8	6

Quality is the Ultimate Economy



Code U 191

### UNIQUE DIAMOND DRESSER Shank 1/2"x6"

Code No.	Carat Weight
191-1	0.16
191-2	0.25
191-3	0.35
191-4	0.50
191-5	0.75
191-6	1.00
191-7	1.25
191-8	1.50
191-9	2.00
191-10	2.50
191-11	3.00
191-12	3.50
191-13	4.00
191-14	5.00

Code U 192

### UNIQUE DRESSER AND CUTTERS

Code No.	Size	Dressing Wheel up to dia (in Inches)	Cutter dia (in Inches)
192-1	0	10" diax2"	1.1/4
192-2	1	15" diax3"	1.1/2
192-3	2	Higher size	2.1/2

Code U 190

### UNIQUE MACHINIST JACK

Code No.	Size in Inches
190-1	4

Code U 193

### UNIQUE LATHE DOGS

Code No.	Capacity (In Inches)
193-1	1/2
193-1	3/4
193-1	1
193-1	1.1/4
193-1	1.1/2
193-1	1.3/4
193-1	2
193-1	2.1/2
193-1	3
193-1	4
193-1	5
193-1	6

Code U 181

### UNIQUE EJECTING DRIFTS OR CENTRE KEYS

Code No.	Drift No.	Morse Taper
181-1	1	1
181-2	2	2
181-3	3	3
181-4	4	4-5-6



Code U 196

### UNIQUE HSS SQUARE TOOL BIT

Code No.	Size (in Inches)	Size (in mm)
196-1	3/32x3	2x75
196-2	3x32x4	2x100
196-3	1/8x3	3x75
196-4	1/8x4	3x100
196-5	5/32x3	4x75
196-6	5/32x4	4x100
196-7	3/16x3	5x75
196-8	3/16x4	5x100
196-9	3/16x6	5x150
196-10	1/4x3	6x75
196-11	1/4x4	6x100
196-12	1/4x6	6x150
196-13	1/4x8	6x200
196-14	5/16x3	8x75
196-15	5/16x4	8x100
196-16	5/16x6	8x150
196-17	5/16x8	8x200
196-18	3/8x3	9.5x75
196-19	3/8x4	9.5x100
196-20	3/8x6	9.5x150
196-21	3/8x8	9.5x200
196-22	3/8x10	9.5x250
196-23	1/2x3	12.5x75
196-24	1/2x4	12.5x100
196-25	1/2x6	12.5x150
196-26	1/2x8	12.5x200
196-27	1/2x10	12.5x250
196-28	5/8x4	16x100
196-29	5/8x6	16x150
196-30	5/8x8	16x200
196-31	5/8x10	16x250
196-32	3/4x4	20x100
196-33	3/4x6	20x150
196-34	3/4x8	20x200
196-35	3/4x10	20x250
196-36	1x4	25x100
196-37	1x6	25x150
196-38	1x8	25x200
196-39	1x10	25x250
196-40	1.1/4x6	-
196-41	1.1/4x8	-
196-42	1.1/4x10	-
196-43	1.1/2x6	-
196-44	1.1/2x6	-

[Material Available: M-2 (0-5-2) M-35 (5% Cobalt) M-12 (8% Cobalt)  
T-42 (10% Cobalt)]

# UNIQUE

## ENGINEERING TOOLS

Quality is the Ultimate Economy

### ● CUTTING TOOLS



Code U 197

### UNIQUE HSS ROUND TOOL BITS

Code No.	Size (in inches)	Size (in MM)
197-1	3/64x3	1x75
197-4	1/16x4	1.5x100
197-6	3/32x4	2x100
197-8	7/64x4	2.5x100
197-9	1/8x3	3x75
197-10	1/8x4	3x100
197-12	9/64x4	3.5x100
197-13	5/32x3	4x75
197-14	5/32x4	4x100
197-16	11/64x4	4.5x100
197-17	3/16x3	5x75
197-18	3/16x4	5x100
197-20	7/32x4	5.5x100
197-21	1/4x3	6x75
197-22	1/4x4	6x100
197-24	17/64x4	6.5x100
197-25	17/64x3	7x75
197-28	9/32x4	7.5x100
197-30	5/16x4	8x100
197-31	5/16x6	8x150
197-33	21/64x4	8.5x100
197-34	21/64x6	8.5x150
197-36	11/32x4	9x100
197-37	11/32x6	9x150
197-39	3/8x4	9.5x100
197-40	3/8x6	9.5x150
197-42	25/64x4	10x100
197-43	25/64x6	10x150
197-45	13/32x4	10.5x100
197-46	13/32x6	10.5x150
197-48	27/64x4	11x100
197-49	27/64x6	11x150
197-51	29/64x4	11.5x100
197-52	29/64x6	11.5x150
197-54	15/32x4	12x100
197-55	15/32x6	12x150
197-57	1/2x4	12.5x100

Material Available M-2 (5-5-2) M-35 (5% Cobalt)

Code U 1065

### UNIQUE HSS FLAT TOOL BITS

Code No.	Size in Inch	Size in mm
1065-1	1/8X3/4X6	3X20X150
1065-2	1/8X1X6	3X25X150
1065-3	1/4X1/2X6	6x12x150
1065-4	1/4X3/4X6	6x20x150
1065-5	1/4X1X6	6x25x150
1065-6	1/2x5/8x6	12x16x150
1065-7	1/2x3/4x6	12x20x150
1065-8	1/2x1x6	12x25x150
1065-9	3/4X1/2X6	20x12x150
1065-10	5/8X3/4X6	16x20x150
1065-11	5/8X3/4X8	16x20x200
1065-12	3/4X1X6	20x25x150
1065-13	3/4X1X8	20x25x200

# UNIQUE

## ENGINEERING TOOLS

Quality is the Ultimate Economy

### CUTTING TOOLS

HSS 1/8x7/8x6"

HSS 3/32x5/8x5



Code No. Size (in Inches)  
H.S.S. HAND & MACHINE TAPS GROUND THREAD (BSW, BSE, UNC, UNF)

199-50	1/8
199-51	3/16
199-52	1/4
199-53	5/16
199-54	3/8
199-55	7/16
199-56	1/2
199-57	9/16
199-58	5/8
199-59	3/4
199-60	7/8
199-61	1

H.S.S. PIPE TAPS

199-62	1/8
199-63	3/4
199-64	3/8
199-65	1/2
199-66	5/8
199-67	3/4
199-68	7/8
199-69	1



Code U 198

### UNIQUE CUT OFF BLADE HSS

Code No.	Size (in Inches)
198-1	1/16x5/16x3.1/2
198-2	3/32x1/2x4
198-3	3/32x5/8x5
198-4	1/8x3/4x6
198-5	1/8x7/8x6
198-6	3/16x1x6
198-7	3/16x1.1x6

Code U 199

### UNIQUE HAND & MACHINE TAPS HIGH SPEED STEEL

GROUND THREAD

Code No. Size (in Inches)  
H.S.S. HAND & MACHINE TAPS GROUND THREAD (COARSE PITCH)

199-1	3x0.5
199-2	3.5x0.8
199-3	4x0.7
199-4	4.5x0.75
199-5	5x0.8
199-6	6x1.0
199-7	7x1.0
199-8	8x1.25
199-9	9x1.25
199-10	10x1.5
199-11	11x1.0
199-12	12x1.75
199-13	14x2.0
199-14	16x2.0
199-15	18x2.5
199-16	19x1.5
199-17	20x2.5
199-18	21x2.5
199-19	22x2.5
199-20	24x3.0
199-21	25x3.0

H.S.S. HAND & MACHINE TAPS GROUND THREAD (FINE PITCH)

199-22	3x0.35	199-36	14x1.25
199-23	3.5x.35	199-37	14x1.5
199-24	4x0.5	199-38	16x1.5
199-25	4.5x0.5	199-39	18x1.5
199-26	5x0.5	199-40	18x2.0
199-27	6x0.75	199-41	20x1.5
199-28	7x0.75	199-42	20x2.0
199-29	8x1.0	199-43	21x1.5
199-30	9x1.0	199-44	22x1.5
199-31	10x1.0	199-45	22x2.0
199-32	10x1.25	199-46	24x1.5
199-33	11x1.25	199-47	24x2.0
199-34	12x1.25	199-48	25x1.5
199-35	12x1.5	199-49	25x2.0

Code U 200

### UNIQUE ROUND DIE (GROUND THREAD) HIGH SPEED STEEL

Code No.	Size Outer Dia (in Inches)
200-1	13/16
200-2	1
200-3	1.1/2
200-4	2
200-5	2.1/4
200-6	2.1/2
200-7	3
200-8	4



Code U 1066

**CENTER REAMER HSS**

Available 60° & 90°

Sizes in Inches: 1/4, 3/8, 1/2, 5/8, & 3/4

Sizes in mm: 6,8,10,12,16,18,20,30,32



Code U 1067

**CENTER DRILL HSS**

Sizes Available ABS3, ABS4, ABS5, ABS6, ABS7,  
A 6.3X2.5, A8X3.5, A10X4, A12.5X5, A16X6.30,  
A8X20, A10X25, A12X36



Code U 1068

**END MILL CUTTER HSS**

Available in Flute 2, 4, 6 & 8

Sizes Available: 3 mm to 50 mm

Threaded Endmill Also Available



Code U 1069

**COUNTER BORE WITH TAPER SHANK HSS**

Sizes Available: 13.5mm to 25mm, Morse Taper -2

Sizes Available: 26mm to 39mm, Morse Taper-3

Sizes Available: 41mm to 61mm, Morse Taper-4



Code U 1070

**SLOT DRILL HSS**

Sizes Available: 3 mm to 40 mm



Code U 1071

**WOODRUFF CUTTER HSS**

Sizes Available: 10.5" x (2"x2.5"x3mm)

13.5 x (3,4,5), 16.5 x (3,4,5,)

19.5 x (4,5,6) 22.5 x (5,6,8) 25.5x(6mm)

28.5 x (6,8,10) 32.5 x (8,10)

40 x (8,10) x 44.5 x (8,10) x 45x(10mm)



Code U 1072

**HSS HAND REAMER**

Sizes Available: 3 mm to 75 mm



Code U 1073

**HSS MACHINE REAMER**

Sizes Available: 3 mm to 75 mm



Code U 1074

**MACHINE BRIDGE REAMER HSS**

Sizes Available: 6.4 mm to 48 mm

Size in mm: 1/4 to 1-1/4



Code 1075

**TAPER PIN REAMER HSS**

Sizes Available: 3 mm to 50 mm



Code U 1076

**SPIRAL TAP**

Sizes Available: 3 mm to 50 mm



Code No. U 1078  
**TABLE HAND DRILL MACHINE  
 WITH STEEL GEAR**

Particulars	Size	
	Inches	mm
Drilling Capacity	5/8	16
Distance from Shaft to Chuck	5	127
Overall Height	23	584
Thickness of Shaft	21/32	16
Distance b/w Centre of Spindle & Pillar Front	6	152
Size of Base	7-1/4	184
Diameter of Wheel	8-1/2	165
Approximate Weight in Kg.	22	



Code U 201  
**UNIQUE TOOL MAKER'S VICE**

Code No.	Width of Jaws (in Inches)	Overall Length (in Inches)
201-1	1	2-1/2
201-2	2	5-1/2
201-3	3	7
201-4	4	9



Code U 202  
**UNIQUE GRINDING VICE**

Code No.	Width of Jaws (in Inches)	Depth of Jaws (in Inches)	Opening of Jaws (in Inches)
202-1	2-3/8	15/16	2-3/16
202-2	3	1.9/16	3
202-3	4	1.3/4	4



Code U 203  
**UNIQUE HAND SHEARING MACHINE**

Code No.	Blade Length (in Inches)	Handle Length (in Inches)	Wt. App. (in lbs.)
203-1	6	27	26
203-2	8	30	40
203-3	10	30	48
203-4	12	30	54





Code U 204

### UNIQUE OIL CANS REGULAR TYPE

CODE NO.	CAPACITY PINT-MIS
204-1	1/4-125
204-2	1/2-250
204-3	3/4-375
204-4	1-500
204-5	1.5-750
204-6	2-1000

Available in steel or brass pumps



Code U 204 A

### UNIQUE OIL CANS PERFETTO TYPE

CODE NO.	CAPACITY CC
204 A-1	200
204 A-2	300
204 A-3	500
204 A-4	700
204 A-5	1000

Available in steel or brass pumps



Code U 204 B

### UNIQUE OIL CANS PISTOL TYPE

CODE NO.	CAPACITY CC
204 B-1	125
204 B-2	180

Available in steel or brass pumps



Code U 205

### UNIQUE GREASE GUNS

CODE NO.	TYPE	CAPACITY CC	CAPACITY OZ
205-1	PUSH TYPE	125	8
205-2	PUSH TYPE	250	4
205-3	PISTOL TYPE	150	5
205-4	PISTOL TYPE	250	8
205-5	LEVER TYPE	300	10
205-6	LEVER TYPE	450	15

Quality is the Ultimate Economy



Code U 205A

### UNIQUE GREASE CUP NUT TYPE

Code No.	Size (in No.)	Threads
205 A-1	1	1/8 BSP
205 A-2	2	1/8 BSP
205 A-3	2	1/4 BSP
205 A-4	3	1/4 BSP
205 A-5	4	1/4 BSP
205 A-6	5	1/4 BSP
205 A-7	6	1/4 BSP
205 A-8	7	3/8 BSP
205 A-9	8	3/8 BSP



Code U 206

### UNIQUE OIL SUCTION GUN

Supplied with 12" Delivery Tube

CODE NO.	CAPACITY	
	OZ	CC
206-1	12	375
206-2	16	500



Code U 207

### UNIQUE GEAR PULLER

CODE NO.	Size (in Inches)
207-1	2.1/4
207-2	4



With Two Holes



Three Legs



Two Legs

Code U 208

### UNIQUE BEARING PULLER DROP FORGED

Code No.	Size (in Inches)
208-1	3
208-2	4
208-3	6
208-4	8
208-5	10
208-6	12

Quality is the Ultimate Economy



Drop Forged 8"



S.G. IRON 8"



S.G. IRON 24"



Code U 209

### UNIQUE G CLAMP BAHCO TYPE (DROP FORGED)

Code No.	Size (in Inches)
207-1	2
207-2	3
207-3	4
207-4	6
207-5	8
207-6	10
207-7	12

Also Available Malleable Iron

Code U 209A

### UNIQUE G- CLAMP S.G. IRON BODY

CODE NO.	LENGTH	
	INCH	MM
209A-1	2	50
209A-2	3	75
209A-3	4	100
209A-4	6	150
209A-5	8	200
209A-5	10	250
209A-6	12	300
209A-7	14	350
209A-8	18	450
209A-9	20	500
209A-10	24	600

Code U 210

### UNIQUE SLOGGING RING & OPEN END WRENCH Drop Forged, Hardened & Tempered (Chrome Vanadium)

CODE NO.	SLOGGING RING WRENCH SIZE IN MM	SLOGGING OPEN END WRENCH SIZE IN MM
210-1	24	-
210-2	27	-
210-3	30	-
210-4	32	-
210-5	34	-
210-6	36	36
210-7	38	38
210-8	41	41
210-9	46	46
210-10	50	50
210-11	55	55
210-12	60	60
210-13	65	65
210-14	70	70
210-15	75	75
210-16	80	-
210-17	85	-
210-18	90	-

# UNIQUE

## ENGINEERING TOOLS

Quality is the Ultimate Economy


● HAND TOOLS



212-1



212-2



Code U 211 H

**UNIQUE PIPE WRENCH HEAVY DUTY**  
Jaws Hardened and tempered

Code No.	Size	
	(Inches)	(mm)
211H-1	8	200
211H-2	10	250
211H-3	12	300
211H-4	14	350
211H-5	16	450
211H-6	18	600

Code U 211

**UNIQUE STEEL PIPE WRENCH**

Code No.	Size	
	(Inches)	(mm)
211-1	8	200
211-2	10	250
211-3	12	300
211-4	14	350
211-5	18	450
211-6	24	600

Code U 211A

**UNIQUE ADJUSTABLE WRENCH (DROP FORGED)**

Code No.	Size	
	(Inches)	(mm)
211 A-1	6	150
211 A-2	8	200
211 A-3	10	250
211 A-4	12	300

Also Available in Malleable Iron  
Nickle Chrome or Black Finish

Code U 212

**UNIQUE OIL FILTER WRENCH**

Available in Rigid as well as Plain pattern with Comfortable Grip.

Code No.	
212-1	Heavy Duty
212-2	Light Duty

Code U 213

**UNIQUE MASON PEGS**

Code No.	Size	
	(Inches)	(mm)
213-1	12	300

Code U 1085

**UNIQUE CROW BAR POINTED WITH CHISEL**

Code No.	Size
1085-1	25mmx32mmx5'
1085-2	24mmx60mmx4'
1085-3	25mmx60mmx5'
1085-4	31mmx60mmx5'
1085-5	31mmx60mmx6'

# UNIQUE

## ENGINEERING TOOLS

Quality is the Ultimate Economy

● HAND TOOLS



Code U 214

### UNIQUE TIN CUTTING PLIER DROP FORGED HEAT TREATED

Code No.	Size (Inches)	Size (mm)
214-1	8	200
214-1	10	250
214-1	12	300



Code U 215

### UNIQUE OCTAGONAL COLD CHISELS-FLAT AND POINTED WITH & WITHOUT GRIP

Code No.	Blade Width (in inches)	Blade Width (mm)	Stock Size (inches)	Stock Size (mm)	Overall Length (in inches)	Overall Length (mm)
215-1	5	8	1/4	6	5	125
215-2	16	10	5/16	8	4	100
215-3	3/8	10	5/16	8	5 1/2	140
215-4	3/8	13	7/16	11	6	150
215-5	1/2	13	7/16	11	8	200
215-6	1/2	13	7/16	11	12	300
215-7	1/2	16	1/2	13	6 1/2	163
215-8	5/8	16	1/2	13	7	175
215-9	5/8	16	1/2	13	12	300
215-10	5/8	16	1/2	13	18	450
215-11	3/4	19	5/8	16	7	175
215-12	3/4	19	5/8	16	8	200
215-13	3/4	19	5/8	16	10	250
215-14	3/4	19	5/8	16	12	300
215-15	7/8	22	3/4	19	7 1/2	190
215-16	7/8	22	3/4	19	8	200
215-17	7/8	22	3/4	19	12	300
215-18	1	25	3/4	19	8	200
215-19	1	25	3/4	19	8 1/2	213
215-20	1	25	3/4	19	10	250
215-21	1	25	3/4	19	12	300
215-22	1	25	3/4	19	15	380
215-23	1	25	3/4	19	18	450



Code U 217

### UNIQUE T. BAR CRAMP

Code No.	Size (in Feet)	Size (in mm)
217-1	2	600
217-1	3	900
217-1	4	1200
217-1	5	1500
217-1	6	1800
217-1	7	2100
217-1	8	2400



Code U 218

### UNIQUE WHEEL SPANNERS SELECTED STEEL 16" LONG

Code No.	Size (in mm)	Wheel Length x Dia in mm
218-1	17x35	400x26
218-2	20x38	400x26
218-3	19x41	400x26
218-4	21x41	400x26
218-5	24x27	400x26
218-6	30x32	400x26
218-7	30x33	400x26
218-8	35x27	400x26
218-9	36x41	400x26

TOMMY ROD SIZE 16MM-16" & 450 mm -18"

Also available sizes 17x32, 27x33, 27x30, 27x32, 32x33, 33x33.  
Both Side Hex Sizes: 26x21, with 300 mm Wheel Length



Reinforced

Code U 219

### UNIQUE WHEEL SPANNERS SELECTED STEEL 16" LONG

Code No.	Length x Dia	Size (In mm)	Size (Inches)
219-1	250x12mm	10x11x13x14	-
219-2	350x14mm	17x19x21x23	11/16x3/4x13/16x7/8
219-3	350x16mm	17x19x21x23	11/16x3/4x13/16x7/8
219-4	375x15mm	17x19x21x23	11/16x3/4x13/16x7/8
219-5	500x16mm	17x19x21x23	19x7/8x3/4x13/16
219-6	625x18mm	22x24x27x32	7/8x15/16x1"x 1.1/16
219-7	675x19mm	24x27x30x32	1"x1.1/16x1.18x1.1/4

Code U 220

### UNIQUE BOX SPANNERS

Code No.	Length	Width
220-1	6x7	1/8x3/16
220-2	8x9	3/16x1/4
220-3	10x11	1/4x5/16
220-4	12x13	5/16x3/8
220-5	14x15	3/8x7/16
220-6	16x17	7/16x1/2
220-7	18x19	7/16x9/16
220-8	20x22	1/2x9/16
220-9	21x23	9/16x5/8
220-10	22x24	5/8x11/16
220-11	24x26	11/16x3/4
220-12	24x27	3/4x7/8
220-13	25x28	7/8x1
220-14	27x32	1X1.1/8
220-15	30x32	1.1/8x1.1/4
220-16	32x36	1.1/4x1.3/4
220-17	36x41	1.1/2x1.3/4
220-18	46x55	1.3/4x2
220-19	55x60	2x2.1/8
220-20	6X7to 20x20 8 Pcs. Set in a Plastic Pouch with Two Tommy Bars	
220-21	8X7to 27x32 14 Pcs. Set in a Plastic Pouch with Three Tommy Bars	

Code U 221

### UNIQUE ANGULAR WHEEL SPANNER

Code No.	SIZE mm	SIZE SAE	SIZE Length x Dia mm
221-1	17	11/16	350
221-2	19	3/4	350
221-3	21	13/16	350
221-4	23	7/8	425
221-5	24	1"	425
221-6	27	1-1/16	425

Also Available with Tyre Lever

Code U 222

### UNIQUE T-TYPE SPANNERS

Code No.	Size (Inches)
222-1	8
222-2	9
222-3	10
222-4	11
222-5	12
222-6	13
222-7	14
222-8	15
222-9	16
222-10	17
222-11	18
222-12	19





Code U 223

### UNIQUE TYRE LEVER FLAT ROUND

Code No.	Size (In Inches)
223-1	12
223-1	15
223-1	18
223-1	21
223-1	24
223-1	30



Code U 224

### UNIQUE PLUG SPANNER SWIVEL HEAD

Code No.	Size IN MM
224-1	17
224-2	21



Code U 225

### UNIQUE DOUBLE OPEN END SPANNER

Carbon Steel/Chrome Vanadium

Code No.	Size	AF/SAE
225-1	6x7	1/4x5/16
225-2	8x9	5/16x3/8
225-3	10x11	3/8x7/16
225-4	12x15	7/16x1/2
225-5	14x15	1/2x9/16
225-6	16x17	9/16x5/8
225-7	18x19	5/8x3/4
225-8	20x22	3/4x7/8
225-9	21x23	-
225-10	24x26	-
225-11	24x27	15/16x1
225-12	25x28	1x1/16
225-13	27x32	-
225-14	30x32	1/16x1/14



Code U 225A

### UNIQUE COMBINATION SPANNERS

Carbon Steel/Chrome Vanadium

Code No.	Size	AF/SAE
225 A-1	6	1/4
225 A-2	7	-
225 A-3	8	5/16
225 A-4	9	-
225 A-5	10	3/8
225 A-6	11	7/16
225 A-7	12	-
225 A-8	13	1/2
225 A-9	14	9/16
225 A-10	17	11/16
225 A-11	19	3/4
225 A-12	22	7/8
225 A-13	24	15/16
225 A-14	26	1
225 A-15	27	1-1/16
225 A-16	28	1-1/8
225 A-17	32	1-1/4



# UNIQUE

## ENGINEERING TOOLS

Quality is the Ultimate Economy

● HAND TOOLS



Code U 225B

### UNIQUE RING SPANNER

Carbon Steel/Chrome Vanadium

Code No.	Size	AF/SAE
225 B-1	6x7	1/4x5/16
225 B-2	8x9	5/16x3/8
225 B-3	10x11	3/8x7/16
225 B-4	12x13	7/16x1/2
225 B-5	14x15	1/2x9/16
225 B-6	16x17	9/16x5/8
225 B-7	18x19	5/8x3/4
225 B-8	20x22	3/4x7/8
225 B-9	21x23	-
225 B-10	24x26	-
225 B-11	24x27	15/16x1
225 B-12	25x28	1x1/16
225 B-13	27x32	-
225 B-14	30x32	1 1/8x1/16



Code U 226

### UNIQUE HACKSAW FRAME

MINI POLAND 5mm THICK (COMBINED)  
SWINGING BLADE

Code No.	Size (Inches)	Size (mm)
226-1	12	300



Code U 227

### UNIQUE HACKSAW FRAME

(TUBULAR TYPE)  
ADJUSTABLE SWINGING BLADE

Code No.	Size
227-1	10" /250 to 12" /300mm



Code U 227 A

### JUNIOR HACKSAW FRAME PLASTIC

GRIP WITH BLADE

Code No.	Size (Inches)	Size (mm)
227-2	6	150



Code U 228

### UNIQUE BALL PEIN HAMMER

Drop Forged, fitted with Seasoned Wooden Handle

Code No.	Weight (lbs.)
228-1	1/4
228-2	1/2
228-3	3/4
228-4	1
228-5	1.1/2
228-6	2
228-7	2.1/2



Code U 229

### UNIQUE CROSS PEIN HAMMER

Drop Forged, fitted with Seasoned Wooden Handle

Code No.	Weight (lbs.)
229-1	1/4
229-2	1/2
229-3	3/4
229-4	1
229-5	1.1/2
229-6	2
229-7	2.1/2





Code U 230

### UNIQUE CLAW HAMMER STEEL SHAFT

Drop Forged, fitted with Seasoned Wooden Handle

Code No.	Weight (lbs.)	Weight (Kg.)
230-1	1/2	0.250
230-2	1	0.500



Code U 231

### UNIQUE CLUB HAMMER

Drop Forged, fitted with Seasoned Wooden Handle

Code No.	Size In kgs.
231-1	0.800
231-2	1.000
231-3	1.200
231-4	2.000



Code U 232

### UNIQUE SLEDGE HAMMER WITH WOODEN HANDLE

Drop Forged, fitted with Seasoned Wooden Handle

Code No.	Weight (Kg.)
232-1	1,000
232-2	1,500
232-3	2,000
232-4	3,000
232-5	5,000
232-6	6,000
232-7	7,000
232-8	8,000



Code U 233

### UNIQUE MALLET PLASTIC FACE

Code No.	Weight (Kg.)
233-1	20
233-2	25
233-3	30
233-4	40
233-5	50



Code U 234

### UNIQUE COPPER HAMMER (NON SPARKING) (SOLDERING IRON)

Code No.	Weight (Kg.)
234-1	0.200
234-2	0.300
234-3	0.500
234-4	0.800
234-5	1.000



Code U 235  
UNIQUE FILE HANDLE PLASTIC



Code U 235 A  
UNIQUE FILE HANDLE WOODEN



Code U 236  
UNIQUE COMBINATION PLIER  
Drop Forged from Carbon Steel Induction  
Hardened Jaws fitted with Moulded Sleeves

Code No.	Size In Inches	Size In mm
236-1	6	150
236-2	7	175
236-3	8	200



Code U 237  
UNIQUE SIDE CUTTING PLIER  
Drop Forged from Carbon Steel fitted  
with Sleeves, Cutting edges Induction Hardened

Code No.	Size In Inches	Size In mm
237-1	6	150
237-2	7	175
237-3	8	200



Code U 238  
UNIQUE LONG NOSE PLIER  
Drop Forged from Carbon Steel fitted with  
Sleeves, Jaws dully Hardened & Tempered.

Code No.	Size In Inches	Size In mm
238-1	6	150
238-2	7	175
238-3	8	200



Code U 239  
UNIQUE WATER PUMP PLIER (SLIP JOINT)  
Drop Forged, Nickel chrome plated, from Carbon Steel  
fitted with Sleeves, Jaws dully Hardened & Tempered.

Code No.	Size In Inches	Size In mm
239-1	10	250



Code U 240  
UNIQUE WATER PUMP PLIER (GROOVE JOINT)

Code No.	Size In Inches	Size In mm
240-1	8	200
240-1	10	250
240-1	12	300

Quality is the Ultimate Economy



Code U 241

### UNIQUE WATER PUMP PLIER (BOX JOINT)

Drop Forged from Carbon Steel fitted with Box Groove Hardened & Tempered

Code No.	Size In Inches	Size In mm
241-1	10	250



Code U 242

### UNIQUE VICE GRIP PLIER

Jaws Drop Forged, Hardened, provided with Release Lever

Code No.	Size In Inches	Size In mm
Code 242-1	10	250



Code U 243

### UNIQUE SLIP JOINT PLIER

Drop Forged, Hardened & Tempered.

Code No.	Size In Inches	Size In mm
243-1	6	150
243-2	8	200



Code U 244

### UNIQUE CIRCLIP PLIER (INTERNAL & EXTERNAL)

Drop Forged, Hardened & Tempered.

Code No.	Size In Inches	Size In mm
244-1	6	150
244-2	7	175
244-3	8	200



Code U 245

### UNIQUE PINCER PLIER

Drop Forged, Cutting Edges Dully Hardened & Tempered.

Code No.	Size In Inches	Size In mm
245-1	6	150
245-2	7	175
245-3	8	200
245-4	10	250

Quality is the Ultimate Economy



Code U 246  
UNIQUE TOWER PINCER (Hardened)

Code No.	Size In Gms.
246-1	100
246-2	200
246-3	300
246-4	500
246-5	600
246-6	800



Code U 247  
UNIQUE HAND DRILL MACHINE

Code No.	Size In Inches	Size In mm
247-1	1/4	6
247-2	5/16	8



Code U 248  
UNIQUE BREAST DRILL MACHINE

Code No.	Size In Inches	Size In mm
248-1	3/8	10
248-2	1/2	13



Code U 249  
UNIQUE ROTARY BARREL PUMP

Code No.	Size In Inches
249-1	3/4
249-2	1



Code U 250  
UNIQUE JACK PLANE

Code No.	Size No.	Length Inches	Length mm	Width of Cutter In mm
250-1	3	7	175	45
250-2	4	9	225	50
250-3	5	14	350	50
250-4	6	18	450	57
250-5	7	22	500	57

# UNIQUE

## ENGINEERING TOOLS

Quality is the Ultimate Economy

● HAND TOOLS



Code U 1086

### UNIQUE ELECTRICIAN STOCK & DIE SET

Consist of Square Dies of Size PG11 PG13.5 PG16 PG21

Code U 1087

### DIE STOCK

For Electrician Conduit Solid Circular Dies



Size Dies 20X1.5mm 25x1.5mm



Code U 1088

### COMPLETE TAP AND ROUND DIE SETS CASED IN FINE FINISHED BOXES

Each set contains Taps and round dies as listed with suitable Round Die Handles Tap Wrenches and One Screw Driver

	No. of Sizes	Set No.
1/16, 3/32, 1/8, 5/32, 3/16, 7/32, 1/4, BSW	7	201
1/8, 5/32, 3/16, 7/32, 1/4, BSW	5	203
1/4, 5/16, 3/8, 7/16, 1/2, BSW	5	205
1/4, 5/16, 3/8, 7/16, 1/2, BSF	5	207
1/4, 5/16, 3/8, 7/16, 1/2 UNF	5	209
1/4, 5/16, 3/8, 7/16, 1/2, 5/8, 3/4, BSW	7	211
1/4, 5/16, 3/8, 7/16, 1/2, 5/8, 3/4, BSF	7	213
1/4, 5/16, 3/8, 7/16, 1/2, 5/8, 3/4, UNF	7	215
1/4, 5/16, 3/8, 7/16, 1/2, 5/8, 3/4, 7/8, 1 BSW	9	217
1/4, 5/16, 3/8, 7/16, 1/2, 5/8, 3/4, 7/8, 1 BSF	9	219
1/4, 5/16, 3/8, 7/16, 1/2, 5/8, 3/4, 7/8, 1 UNF	9	221
1/4, 5/16, 3/8, 7/16, 1/2, 5/8, 3/4, 7/8, 1.1/4 BSW	10	222
2,3,4,5,6MM(DIN)	5	223
2,3,4,5,6,7,8,9,10 MM (S.I.)	9	224
3,4,5,6,7,8,9,10 MM (S.I.)	8	224A
3,4,5,6,7,8,9,10,12 MM (S.I.)	9	226
3,4,5,6,8,10,12,14,16,18 (S.I.)	10	226A
6,7,8,10,12 MM (S.I.)	5	225
6,8,10,12,14,16,18 MM (S.I.)	7	227
6,8,10,12,14,16,18,20 MM (S.I.)	8	228
6,8,10,12,14,16,18,20,22,24 MM (S.I.)	10	229
0.1,2,3,4,5,6 BA	7	231
0.1,2,3,4,5,6,7,8 BA	9	233
0.1,2,3,4,5,6,7,8,9,10 BA	11	235
1/8,1/4,3/8,1/2,3/4,1 BSP	6	236
1/8,1/4,3/8,1/2,3/4,1,1,1/4 BSP	7	237
1/8,1/4,3/8,1/2,3/4,1,1,1/4,1,1/2 BSP	8	238
1/8,1/4,3/8,1/2,3/4,1 NPT	6	239
1/8,1/4,3/8,1/2,3/4,1,1,1/4 NPT	7	240
1/8,1/4,3/8,1/2,3/4,1,1,1/4,1,1/2 NPT	8	241



Code U 1089

### PIPE VICE SELF - LOCKING WITH STAND

SIZE	
INCHES	MM
2	50

Quality is the Ultimate Economy



Code U 251  
UNIQUE BLOCK PLANE

Code No.	Size	
	Inch	mm
251-1	5.1/2	140
251-2	7.1/2	175



Code U 252  
UNIQUE TUBE CUTTER

Code No.	In inches	Capacity	
		Inches	In mm
252-1	1/8-1.1/8	3-30	

Supplied with One Cutting Wheel & Two Rollers



Code U 253  
UNIQUE PIPE CUTTER

Code No.	In inches	Capacity	
		Inches	In mm
253-1	3/8-1	9-25	
253-2	1/2-2	12-50	
253-3	1/2-3	12-75	
253-4	1-4	25-100	
253-5	2-6	50-150	

Supplied with One Cutting Wheel & Two Rollers



Code U 1090  
COMPLETE PIPE/CONDUIT DIE SET (HEAVY DUTY) (BSP OR BSC)

Size in Inches	1/2, 3/4, 1	1.1/4 or 1.1/2	1.1/4, 1.1/2, 2	2.1/2, 3	4	5, 6



Code U 1091  
RATCHET PIPE THREADER (STEEL BOX PACKING)

Size	1/2, 3/4, 1" BSP	1.1/4, 1.1/2, 2" BSP	2 1/2", 3"



Quality is the Ultimate Economy



Code U 113  
**UNIQUE MASON SQUARE**

Code No.	MM	SIZE INCHES
113-1	100	4
113-2	150	6
113-3	200	8
113-4	250	10
113-5	300	12
113-6	400	16
113-7	500	20
113-8	600	24
113-9	700	28
113-10	800	32
113-11	1000	40

Available With Base Also

Code U 254  
**UNIQUE WRECKING BAR  
(GOOSENECK HEAD)**

Code No.	Size Dia x L Inches	Size Dia x L mm
254-1	1/2x12	12x300
254-2	5/8x18	16x450
254-3	5/8x20	16x500
254-4	3/4x18	18x450
254-5	3/4x24	18x600
254-6	3/4x30	18x750
254-7	1x36	25x900



Code U 255  
**UNIQUE NAIL PULLER (WITH GRIP)**

Code No.	Inches	Size in mm
255-1	1/2x12	12x 300



**UNIQUE BABY VICE**  
CODE No. U302, U307D, U302N, U302NS

**FEATURES**

Unique compact vices are made of grey iron casting, mainly used for metal and wood working

**SPECIFICATIONS U302**

SIZE IN INCHES	1 1/2	2	2 1/2	3	4
Width of jaws in mm	25	35	50	65	75/100

**SPECIFICATIONS U307 D**

SIZE IN INCHES	1 1/4	1 1/2	2	2 1/2	3
Width of jaws in mm	25	35	50	65	75/100

**SPECIFICATIONS U302N & U302NS**

SIZE IN INCHES	1 1/4	1 1/2	2	2 1/2	3
Width of jaws in mm	30	40	50	60	75

# UNIQUE

## ENGINEERING TOOLS

● LEATHER PRODUCTS

Quality is the Ultimate Economy



Code U 257  
**UNIQUE LEATHER TOOLS POUCH-DOUBLE  
POCKET STANDARD MODEL**  
Double stitched pockets reinforced with rivets. Adjustable nylon belt



Code U 258  
**UNIQUE LEATHER TOOLS POUCH-DOUBLE  
POCKET ECONOMY MODEL**  
Double stitched pockets reinforced with rivets. Adjustable  
nylon belt



Code U 259  
**UNIQUE LEATHER TOOLS POUCH-DOUBLE  
POCKET PROFESSIONAL MODEL**  
Double stitched pockets reinforced with rivets. Adjustable  
nylon belt with plastic buckle



Code U 260  
**UNIQUE LEATHER TOOLS POUCH-SINGLE  
POCKET ECONOMY MODEL**



Code U 261  
**UNIQUE LEATHER HAMMER HOLDER- FIXED TYPE**



Code U 262  
**UNIQUE LEATHER HAMMER HOLDER-  
FREE SWINGING TYPE**



Code U 1093  
**WORKING GLOVES**  
Made Contribution of Leather & Cotton



Code U 1094  
**WELDING GLOVES**

Quality is the Ultimate Economy



Code U 263  
**UNIQUE REVOLVING COUPLER**  
Pipe Size 48.3



Code U 264  
**UNIQUE PUTLOG COUPLER**  
Pipe Size 48.3



Code U 265  
**UNIQUE FIXED COUPLER**  
Pipe Size 48.3



Code U 265  
**UNIQUE SLEEVE COUPLER**  
Pipe Size 48.3



Code U 265  
**UNIQUE BASE PLATE**  
Size 120x4mm - 5mm-6mm or 8mm



Code U 267  
**UNIQUE POCKET BALANCE**

Code No.	It is very useful for domestic & commercial use. The scale is calibrated in Pounds & Kgs.
267-1	Size in kg.: 25, 50, 100



Code U 266  
**UNIQUE SPRING CLAMPS**

Code No.	Size in inches
266-1	4
266-2	6

Quality is the Ultimate Economy



Code U 268

### UNIQUE TROWEL WITH WOODEN HANDLE

Code No.	
268-1	Hand trowel 2 MM Thickness 50 Pcs Per Carton
268-2	Hand Fork - 2 MM Thickness 50 Pcs Per Carton
268-3	Twisted Fork - 2 MM Thickness 50 Pcs Per Carton
268-4	Hand Cultivator - 2 mm Thickness 50 Pcs Per Carton
268-5	Potting Trowel (Transplanter) 50 Pcs Per Carton



Code U 269

### UNIQUE TROWEL WITH PLASTIC HANDLE

Code No.	
269-1	Hand Trowel-MM thickness 50 Pcs Per Carton
269-2	Hand Transplanter 1MM 50 Pcs Per Carton
269-3	Hand Fork 1 MM 50 Pcs Per Carton
269-4	Hand Cultivator 1 MM Round Bar, 50 Pcs Per Carton
269-5	Hand Weeder



Code U 270

### UNIQUE PRUNING SHEARS

Code No.	
270-1	Garden Pruning Shear (Forged) 80 Pcs Per Carton
270-2	Gardening Pruning Shear (Aluminum Die Cast) 100Pcs Per Carton
270-3	Lady Pruning Shear 200 Pcs Per Carton



Code U 271

### UNIQUE GARDEN SHEAR

Code No.	
271-1	Looping Shear 24" 24 Pcs Per Carton
271-2	Hedge Cutter 20" 24 Pcs Per Carton



Code U 272

### UNIQUE GARDEN RAKE

#### Code No.

272-1	Edging Knife with 36" Handle 12 Pcs Per Woven Sack.
272-2	Dutch Hoe with 48" steel Handle PVC Grip 10 Pcs Woven Sack.
272-3	Draw Hoe with 48" Steel Handle with PVC Grip 10 Pcs Per Woven Sack.
272-4	3-Prong Cultivator with 48" Steel Handle 10 Pcs Per Woven Sack.
272-5	Twisted Fork (Heavy Duty) with 48" Steel Handle. 10 Pcs Per Woven Sack.
272-6	Hoe Trowel with 48" Steel Handle. 10 Pcs Per Woven Sack.
272-7	Garden Rake with 48" Steel Handle 10 Pcs Per Woven Sack. (Available 8, 10, 12, 14, 16 Teeth)
272-8	Leaf Rake 16 Times with 48" Steel Handle. 10 Pcs Per Woven Sack.
272-9	Leaf Rake 22 Times with 48" Steel Handle. 10 Pcs Per Woven Sack.



Code U 273

### UNIQUE DIGGING SPADES

#### Code No.

273-1w	Digging Spade with Wooden Shaft & PVC D' Handle.
273-2p	Digging Spade with PVC Shaft . 5 Pcs Per Woven Sack.
	Blade Size (MM) Total Length (MM)
	280 x 180 1000
273-3w	Border Spade with Wooden Shaft & PVC D' Handle.
273-4p	Border Spade with PVC Shaft. . 5 Pcs Per Woven Sack.
	Blade Size (MM) Total Length (MM)
	235 x 150 900
273-5w	Shovel with Wooden Handle & PVC D' Handle (5 Pcs Per Woven Sack.)
273-6p	Shovel with Polypropylene PVC D' Handle (5 Pcs Per Woven Sack.)
	Blade Size (MM) Total Length (MM)
	245 x 315 1000



Code U 274

### UNIQUE DIGGING FORK

#### Code No.

274-1w	Digging Fork with Wooden Shaft & PVC D' Handle.
274-2p	Digging Fork with PVC Shaft . 5 Pcs Per Woven Sack.
	Blade Size (MM) Total Length (MM)
	280 x 180 1000
274-3w	Border Fork with Wooden Shaft & PVC D' Handle.
274-4p	Border Fork with PVC Shaft. . 5 Pcs Per Woven Sack.
	Blade Size (MM) Total Length (MM)
	235 x 150 925



## UNIQUE IMPEX

Manufacturers & Exporter of  
**HAND TOOLS • MACHINE TOOLS • ENGINEERING TOOLS**

Industrial Point, Bulandpur Road,  
Near Focal Point Extension Gadaipur, Jalandhar Pb. (INDIA)  
Ph. 0091-181-2600057, 2600058 Fax.: 0091-181-2600056

E-mail: [uniqueimpexindia1@gmail.com](mailto:uniqueimpexindia1@gmail.com)  
Website: [www.uniquevices.com](http://www.uniquevices.com)